



**FALLBROOK PUBLIC UTILITY DISTRICT
BOARD OF DIRECTORS
REGULAR BOARD MEETING**

AGENDA

**MONDAY, AUGUST 28, 2017
4:00 P.M.**

**FALLBROOK PUBLIC UTILITY DISTRICT
990 E. MISSION RD., FALLBROOK, CA 92028
PHONE: (760) 728-1125**

If you have a disability and need an accommodation to participate in the meeting, please call the Secretary at (760) 728-1125, ext. 1130 for assistance so the necessary arrangements can be made.

Writings that are public records and are distributed during a public meeting are available for public inspection at the meeting if prepared by the local agency or a member of its legislative body or after the meeting if prepared by some other person.

I. PRELIMINARY FUNCTIONS

CALL TO ORDER / ROLL CALL / ESTABLISH A QUORUM

PLEDGE OF ALLEGIANCE

ADDITIONS TO AGENDA PER GC § 54954.2(b)

APPROVAL OF AGENDA

PUBLIC COMMENT

Members of the public are invited to address the Board of Directors on any item that is within the subject matter jurisdiction of the legislative body. The Board President may limit comments to three (3) minutes.

- A. EMPLOYEE OF THE QUARTER FOR AUGUST 2017
 - 1. Ken Hubbard, Utility Technician

II. CONSENT CALENDAR-----(ITEMS B-D)****

All items appearing on the Consent Calendar may be disposed of by a single motion. Items shall be removed from the Consent Calendar if any member of the Board of Directors or the public requests removal prior to a vote on a motion to approve the items. Such items shall be considered separately for action by the Board.

- B. APPROVAL OF MINUTES
 - 1. Regular Board Meeting of July 24, 2017

Recommendation: The Board approve the minutes of the aforementioned meeting of the Board of Directors of the Fallbrook Public Utility District.

C. ADVANCE APPROVAL TO ATTEND MEETINGS

Recommendation: The Board authorize Advance Approval to Attend Meetings for Directors' attendance to the following events: Understanding the Brown Act, September 6, 2017; 2017-18 Metropolitan Water District of Southern California Tours hosted by the San Diego County Water Authority; the Regional Water Authority Facilities Tour, September 13, 2017; 2017 CSDA Annual Conference and Exhibitor Showcase, September 25-28, 2017, and Advanced Water Purification Demonstration Project Tour hosted by Padre Dam, date to be determined.

D. NOTICE OF COMPLETION

Recommendation: That the Board authorize staff to file the attached Notice of Completion with the San Diego County Recorder.

III. INFORMATION----- (ITEMS E-G)

- E. STATUS REPORT OF PARCELS WITH DEFERRED WATER AVAILABILITY / STANDBY CHARGES
- F. STATUS REPORT OF COMMUNITY SERVICE WATER USAGE
- G. ADVANCED METERING INFRASTRUCTURE (AMI) AND WATERSMART SOFTWARE UPDATE

Presented by: Mick Cothran, Noelle Denke, and Todd Jester

IV. ACTION / DISCUSSION CALENDAR ----- (ITEMS H-I)

H. AWARD OF 8 MG RESERVOIR RECOATING

Recommendation: That the Board authorize award of the 8 MG Reservoir Recoating project to the lowest responsible bidder of AMP United at an amount of \$804,060.

I. STATE LEGISLATIVE OPTIONS FOR FUNDING SANTA MARGARITA RIVER PROPERTY PURCHASE AND PROTECTION

Recommendation: Staff supports Board direction.

V. ORAL / WRITTEN REPORTS----- (ITEMS 1-6)

1. General Legal Counsel
2. SDCWA Representative/General Manager
3. Assistant General Manager
4. Public Affairs Specialist

5. Director Comments/Reports on Meetings Attended
6. Log of Board Requests

ADJOURN TO CLOSED SESSION

VI. CLOSED SESSION

1. CONFERENCE TO PROVIDE DIRECTION TO REAL PROPERTY NEGOTIATORS PER GC § 54956.8

PROPERTY: SANTA MARGARITA RIVER PROPERTY (ABOUT 1,380 ACRES OF WILD WATERSHED LAND NORTH OF FALLBROOK AROUND THE SANTA MARGARITA RIVER PRESERVE)

AGENCY NEGOTIATORS: BRIAN J. BRADY AND JACK BEBEE

UNDER NEGOTIATION: TERMS

2. PUBLIC EMPLOYMENT PER GC 54957

TITLE: GENERAL MANAGER; CONSIDERATION OF REQUEST FOR RETIREMENT

RECONVENE TO OPEN SESSION

REPORT FROM CLOSED SESSION (*As Necessary*)

VII. ADJOURNMENT OF MEETING

* * * * *

DECLARATION OF POSTING

I, Mary Lou West, Secretary of the Board of Directors of the Fallbrook Public Utility District, do hereby declare that I posted a copy of the foregoing agenda in the glass case at the entrance of the District Office located at 990 East Mission Road, Fallbrook, California, at least 72 hours prior to the meeting in accordance with Government Code § 54954.2(a).

I, Mary Lou West, further declare under penalty of perjury and under the laws of the State of California that the foregoing is true and correct.

August 23, 2017
Dated / Fallbrook, CA


Secretary, Board of Directors

M E M O

TO: Board of Directors
FROM: Mary Lou West, Secretary *mlw*
DATE: August 28, 2017
SUBJECT: Employee of the Quarter for August 2017

Antonio Campos, Plant Maintenance Worker II, chose Ken Hubbard, Utility Technician, as the Employee of the Quarter for August 2017 as stated in his own words as follows:

“Ken was hired April 24, 2006 and is a Utility Tech in the Collections Department. This award is presented for your constant willingness to help get the job done. The positive attitude helps provide a great team environment when working on a project. Your professionalism and dedication to your job and the District is appreciated.”

Ken chose a gift valued at \$100, has received a Certificate of Appreciation, and will be taken to lunch by the General Manager and will include a Member of the Board of Directors, the previous Employee of the Quarter, and a member of the Recognition Committee.

MEMO

TO: Board of Directors
FROM: Mary Lou West, Secretary *mlw*
DATE: August 28, 2017
SUBJECT: Approval of Minutes

Recommendation

The Board approve the minutes of the following board meeting of the Board of Directors of the Fallbrook Public Utility District:

1. Regular Board Meeting of July 24, 2017

**FALLBROOK PUBLIC UTILITY DISTRICT
BOARD OF DIRECTORS
REGULAR BOARD MEETING**

MINUTES

**MONDAY, JULY 24, 2017
4:00 P.M.**

**FALLBROOK PUBLIC UTILITY DISTRICT
990 E. MISSION RD., FALLBROOK, CA 92028
PHONE: (760) 728-1125**

I. PRELIMINARY FUNCTIONS

CALL TO ORDER / ROLL CALL / ESTABLISH A QUORUM

President Wolk called the regular meeting of the Board of Directors of the Fallbrook Public Utility District to order at 4:01 p.m. A quorum was established with attendance as follows:

Board of Directors

Present: Milt Davies, Member
Jennifer DeMeo, Member
Al Gebhart, Member / Vice President
Don McDougal, Member
Charley Wolk, Member / President

Absent: None

District Staff

Present: Paula de Sousa Mills, General Legal Counsel
Brian J. Brady, General Manager
Jack Bebee, Assistant General Manager
Jason Cavender, System Operations Manager
Noelle Denke, Public Affairs Specialist
Mary Lou West, Secretary

Also present were others, including, but not limited to: Jim Desmond.

PLEDGE OF ALLEGIANCE

President Wolk led the Pledge of Allegiance.

ADDITIONS TO AGENDA PER GC § 54954.2(b)

There were no additions to the agenda.

APPROVAL OF AGENDA

MOTION: Director McDougal moved to approve the agenda as presented; Director DeMeo seconded. Motion carried; VOTE:

AYES: Directors Davies, DeMeo, Gebhart, McDougal, and Wolk
NOES: None
ABSTAIN: None
ABSENT: None

PUBLIC COMMENT

Members of the public are invited to address the Board of Directors on any item that is within the subject matter jurisdiction of the legislative body. The Board President may limit comments to three (3) minutes.

There were no comments from members of the public.

II. **CONSENT CALENDAR**-----**(ITEM A)**

All items appearing on the Consent Calendar may be disposed of by a single motion. Items shall be removed from the Consent Calendar if any member of the Board of Directors or the public requests removal prior to a vote on a motion to approve the items. Such items shall be considered separately for action by the Board.

A. APPROVAL OF MINUTES

1. Special Board Meeting and Budget Workshop of June 8, 2017
2. Regular Board Meeting of June 26, 2017
3. Special Board Meeting of June 30, 2017
4. Special Board Meeting of July 14, 2017

Recommendation: The Board approve the minutes of the aforementioned meetings of the Board of Directors of the Fallbrook Public Utility District.

MOTION: Director McDougal moved to approve the Consent Calendar as presented; Vice-President Gebhart seconded. Motion carried; VOTE:

AYES: Directors Davies, DeMeo, Gebhart, McDougal, and Wolk
NOES: None
ABSTAIN: None
ABSENT: None

III. **INFORMATION**-----**(ITEM B)**

B. EVALUATION OF DISTRICT ENERGY USE

Presented by: Jack Bebee, Assistant General Manager

Mr. Bebee presented a slide show titled, "Evaluation of District Energy Use," to provide an overview and discussion of the District's overall energy usage and costs. The presentation began with a series of slides that illustrated overall energy cost by fiscal year, overall energy cost by function, overall energy production and purchases, and the overall energy cost and performance of the District's solar facility.

Mr. Bebee pointed out that although power is not the District's largest expense, it is an expense that can be controlled. The Water Reclamation Plant and water pumping facilities located primarily in De Luz were identified as the biggest consumers of energy. Mr. Bebee noted the spike in energy usage in 2014-15 was a result of the transition from the old plant to the new plant (Water Reclamation Plant) when both systems were running at the same time. In addition, there was a learning curve relative to operating the new system, and since that time, costs have dropped substantially. Mr. Bebee further noted that the District's solar facility produces roughly half of the energy consumed and the project was funded through borrowing and supplemented during the first five years by California Solar Initiative rebates. As a result, half of the loan was paid during the first five years, but going forward solar costs would be sensitive to the remaining balance of the loan.

Next, Mr. Bebee provided discussion of future energy concerns and recommendations to mitigate future rate changes and increases. Recommendations discussed included utilizing batteries to store energy, evaluating physical options to reduce energy costs, developing reports to analyze monthly energy use performance, and evaluating operational options to reduce energy costs. Mr. Bebee noted that District staff has begun implementing some of the recommendations.

A brief question and answered period followed the presentation.

IV. ACTION / DISCUSSION CALENDAR -----(ITEM C)

C. AWARD OF INDEPENDENT AUDIT SERVICES FOR FY 2016-17

Recommendation: That the Board authorize staff to enter into a professional services agreement with MGO to provide a financial audit for FY 2016-17 at a cost of \$34,500 and to provide additional as-needed accounting support services at a cost not-to-exceed \$20,000.

Dr. Brady reported the request is to extend the contract with MGO for one year and for additional as-needed support.

Vice-President Gebhart stated the Fiscal Policy & Insurance Committee was in support of the recommendation for audit services in the amount of \$34,500 and for an additional \$20,000 for as-needed accounting services.

MOTION: Director Davies moved to approve staff's recommendation; Director McDougal seconded. Motion carried; VOTE:

AYES: Directors Davies, DeMeo, Gebhart, McDougal, and Wolk

NOES: None

ABSTAIN: None

ABSENT: None

V. ORAL / WRITTEN REPORTS----- (ITEMS 1 – 6)

1. General Legal Counsel

2. SDCWA Representative/General Manager

- Dr. Brady reported two warrant reports were included in the board packet and the official warrant report can be found on pages 70 through 76 of the board packet.
- Dr. Brady reported Fallbrook Pop Warner wrote a letter of thanks for water bottles provided by the District.
- Dr. Brady distributed copies of a 16-page letter to the Honorable Robert M. Hertzberg from the Association of California Water Agencies, and other stakeholders, to provide comments and perspectives on the Senate Committee's intent to "enact legislation necessary to help make water conservation a California way of life."

3. Assistant General Manager

- Mr. Bebee reported staff is in the process of developing a standard operating procedure for shut down events and is working on enhancing customer notification, reducing water waste, and improving water quality. Mr. Bebee requested that Directors notify management staff of customer concerns relative to shut down events to help refine the process.
- Mr. Bebee reported that approximately one-third of customers can now view their data through the WaterSmart Software portal.
- Mr. Bebee reported that North County Fire Protection District will be contacting Cal Fire to coordinate a site visit to the Santa Margarita River property in order to develop recommendations for a fire management plan.

4. Public Affairs Specialist

- Mrs. Denke reported a letter would be sent tomorrow relative to a shut down event and will include a map of the area affected by the shut down.
- Mrs. Denke further reported that staff is working with Streamline concerning posting emergency notifications on the website.

- Mrs. Denke stated water bottles and a banner were distributed to the Pop Warner organization for their use.
- Mrs. Denke further stated a public meeting is scheduled for August 15 at 12:00 p.m. with the contractor of the sewer replacement project near Brandon and Alvarado in order to provide a question and answer opportunity for area residents and businesses that will be affected by construction.

5. Director Comments/Reports on Meetings Attended

- Director DeMeo reported she attended the July Council of Water Utilities meeting and will be attending the 2017 Fall ACWA Conference.
- Director Davies reported the Personnel Committee met to discuss the status of the recruitment efforts for the Assistant General Manager/Chief Financial Officer position. The District received many applications, and the pool was narrowed down to six candidates. The first round of interviews will be conducted on August 3, and it is anticipated the selected candidate may start towards the end of September.
- Director McDougal introduced Jim Desmond who is running for Seat 5 on the Board of Supervisors for the County of San Diego.
- Vice-President Gebhart reported that Senate Bill No. 5 provides \$3.8 billion in funding for parks and recreation and could be a potential source of funding for the Santa Margarita River property recreational area.

6. Log of Board Requests

ADJOURN TO CLOSED SESSION

Following the announcement of Closed Session Item VI.(1), the Board adjourned to Closed Session at 5:14 pm.

VI. CLOSED SESSION

1. PUBLIC EMPLOYEE PERFORMANCE EVALUATION PER GC § 54957
TITLE: GENERAL MANAGER

RECONVENE TO OPEN SESSION

The Board returned from Closed Session and reconvened to Open Session at 5:28 p.m.

REPORT FROM CLOSED SESSION (*As Necessary*)

There was no reportable action taken in Closed Session.

VII. ADJOURNMENT OF MEETING

There being no further business to discuss, President Wolk adjourned the regular meeting of the Board of Directors of the Fallbrook Public Utility District at 5:29 p.m.

President, Board of Directors

ATTEST:

Secretary, Board of Directors

M E M O

TO: Board of Directors
FROM: Mary Lou West, Secretary *mlw*
DATE: August 28, 2017
SUBJECT: Advance Approval to Attend Meetings

Purpose

To authorize Directors' attendance, travel, and expenses to an event requiring advance approval by the Board of Directors.

Summary

Compensation for attendance and reimbursement for expenses at other occasions, events, or meetings related to District business, other than those listed in Article 2.12 of the Administrative Code, shall be determined by the Board of Directors in advance.

In addition, Article 12.1.3 (1) provides that travel associated with the attendance of meetings or functions for Directors shall be approved in advance by the Board of Directors at a regular meeting under "Advance Approval to Attend Meetings."

Staff is requesting the following events be approved in advance for attendance by Directors:

1. California Special Districts Association, *Understanding the Brown Act*, September 6, 2017, Palm Desert, California. Registration fee: \$25.
2. Metropolitan Water District of Southern California Tours hosted by the San Diego County Water Authority: (1) *State Water Project/Bay-Delta*, Sept. 22-23, 2017; (2) *State Water Project/Bay-Delta*, Oct. 28-29, 2017; (3) *Colorado River Aqueduct/Hoover Dam*, Feb. 2-3, 2018; (4) *State Water Project/Bay-Delta*, Mar. 2-3, 2018; (5) *Colorado River Aqueduct*, Mar. 17-18, 2018; (6) *Colorado River Aqueduct*, Mar. 24-25, 2018.
3. San Diego County Water Authority: *Regional Water Authority Facilities Tour*, September 13, 2017.
4. California Special Districts Association, *2017 CSDA Annual Conference and Exhibitor Showcase*, Sept. 25-28, 2017, Monterey, California. Registration fee: \$630 (after Aug. 25, 2017).
5. Advanced Water Purification Demonstration Project Tour hosted by Padre Dam, date to be determined.

Recommended Action

The Board authorize Advance Approval to Attend Meetings for Directors' attendance to the following events: Understanding the Brown Act, September 6, 2017; 2017-18 Metropolitan Water District of Southern California Tours hosted by the San Diego County Water Authority; the Regional Water Authority Facilities Tour, September 13, 2017; 2017 CSDA Annual Conference and Exhibitor Showcase, September 25-28, 2017, and Advanced Water Purification Demonstration Project Tour hosted by Padre Dam, date to be determined.



**California Special
Districts Association**
Districts Stronger Together

UNDERSTANDING THE BROWN ACT

DATES AND LOCATIONS:

August 16 – North of the River Recreation and Park District, Bakersfield – *Central Network*

August 23 – South Feather Water and Power Agency, Oroville – *Northern Network*

August 30 – Port San Luis Harbor District, Avila Beach – *Coastal Network*

September 6 – Coachella Valley Water District, Coachella – *Southern Network*

November 1 – East Bay Municipal Utility District, Oakland – *Bay Area Network*

November 8 – Stockton East Water District, Stockton – *Sierra Network*

The Ralph M. Brown Act, California's open meetings law, provides legal requirements to help ensure the right of access to information and transparency in local government decision making. This workshop will guide attendees through the ins and outs of the Brown Act, including:

- What constitutes a meeting - including committees, advisory boards, and serial meetings;
- Information on different types and manner of conducting meetings - including special meetings, emergency meetings, and closed sessions;
- Agenda requirements, notice requirements, and public participation at meetings; and
- Potential penalties for violating the Brown Act.

SCHEDULE:

9:00 – 9:30 a.m.	Registration
9:30 – 10:00 a.m.	Grassroots Outreach & Legislative Updates for Special Districts
10:00 a.m. – 12:00 p.m.	Understanding the Brown Act
12:00 – 1:00 p.m.	District Network Discussion Lunch <i>sponsored by the California Special Districts Alliance</i>

REGISTRATION: *(includes lunch and one complimentary copy of CSDA's new Brown Act Guide)*

CSDA Member – \$25 Non-Member – \$40

Name: _____

Title: _____

District: _____

Address: _____

City: _____ State: _____ Zip: _____

Phone: _____ Email: _____

Mail or fax completed form to:

CSDA, 1112 I Street, Suite 200, Sacramento, CA 95814 • fax: 916.520.2465

Questions?

Please contact us toll-free at 877.924.2732.

Community Outreach

Hach Technical Training Water Analysis Workshops

In late July, the Water Authority and Hach Technical Training Center hosted three Water Analysis Workshops for operators within the region. The first workshop was “Chloramination Disinfection” which focused on the basics of chlorination and chloramination as they are currently practiced in drinking water and wastewater facilities. The second workshop was “Process Instrument Verification for Drinking Water” which focused on providing attendees an understanding of the operation, maintenance, and verification of process instrumentation. The third workshop was “Nitrification in the Distribution System” which focused on increasing the awareness and understanding of nitrification by gaining experience in some of the field analysis methods utilized to monitor for presence of nitrification. The workshop topics focused on challenges that local operators see in their day-to-day operations in the region. The workshops also awarded operators continuing education credits that are required for their water distribution and /or treatment certification.

The classes were held at the Water Authority’s Fred A. Heilbron Operations Center and were well attended by both Water Authority and member agency operations staff. With the great turnout and feedback from attendees, future workshops will likely be scheduled on a regular basis allowing SDCWA to become the hub for water quality training and refresher courses for the region.



Water Authority Hosts California Special Districts Association Tour

On September 13, local members from the California Special Districts Association will visit three key regional Water Authority facilities as part of a special behind-the-scenes tour. The CSDA is a not-for-profit association that promotes good governance and improved core local services through professional development, advocacy and other services for independent special districts. This statewide network provides education and training to support their mission of providing members with the resources necessary to best serve their communities.

Approximately 40 guests from CSDA will tour the Lake Hodges Pump Station, the Carlsbad Desalination Plant and the Escondido Operations Center. Staff will share information about some of the innovative technologies the Water Authority and its member agencies are utilizing to develop clean energy sources, plan for emergencies, and ensure future supply reliability.

MWD Tours

The MWD Tour Schedule is available! The first tour to the Bay-Delta with Director Elsa Saxod will occur September 22-23. These tours provide a first-hand look at the magnitude of the water delivery systems that feed Southern California by visiting numerous sites and facilities across the state. See full schedule below, and visit www.sdcwa.org/water-authority-mwd-tours for more information, or email MWDProgramTours@sdwca.org to receive email updates.

State Water Project/Bay-Delta	Sept. 22-23, 2017 (Fri-Sat)
State Water Project/Bay-Delta	Oct. 28-29, 2017 (Sat-Sun)
Colorado River Aqueduct/Hoover Dam	Feb. 2-3, 2018 (Fri-Sat)
State Water Project/Bay-Delta	March 2-3, 2018 (Fri-Sat)
Colorado River Aqueduct	March 17-18, 2018 (Sat-Sun)
Colorado River Aqueduct	March 24-25, 2018 (Sat-Sun)



Attendee Registration Form

one form per attendee, please print



Three Ways to Register:

1. ONLINE by visiting the CSDA Annual Conference website at conference.csdanet.net.
2. FAX your registration form to 916-520-2465. All faxed forms must include payment.
3. MAIL to CSDA, 1112 I Street, Suite 200, Sacramento, CA 95814, please include registration form with payment. Check should be made payable to: California Special Districts Association.

Not sure if you are a member?

Contact the CSDA office at 877-924-2732 to find out if your agency or company is already a member. To learn more about the benefits of membership, contact Member Services Director Cathrine Lemaire at cathrinel@csda.net or call toll-free 877-924-2732.

Full conference registration fee includes:

- President's Reception with the Exhibitors Monday evening
- Keynote Sessions
- Continental Breakfast with the Exhibitors on Tuesday
- Lunch with the Exhibitors on Tuesday
- Mix and Mingle in the Exhibit Hall on Tuesday
- SDRMA Full Plated Breakfast on Wednesday
- Awards Luncheon on Wednesday
- All Breakout Sessions on Tuesday, Wednesday, and Thursday
- SDFL "Taste of the City" Reception on Wednesday
- Closing Breakfast on Thursday

Name:		Title:	
District:			
Address:			
City:		State:	Zip:
Phone:		Fax:	
Email:		Website:	
Member status: <input type="checkbox"/> Member <input type="checkbox"/> Non-member			
Emergency Contact:		<input type="checkbox"/> Vegetarian <input type="checkbox"/> Any Special Needs:	
Conference Registration Fees			
	Early Bird (on /before Aug. 25, 2017)	Regular (after Aug. 25, 2017)	SUBTOTAL
<input type="checkbox"/> CSDA Member - Full Conference	\$580.00	\$630.00	
<input type="checkbox"/> Non-member - Full Conference	\$870.00	\$945.00	
<input type="checkbox"/> Guest - Full Conference (Cannot be from a district/company) <input type="checkbox"/> Vegetarian	\$275.00	\$315.00	
<input type="checkbox"/> CSDA Member - One-day registration <input type="checkbox"/> Tuesday <input type="checkbox"/> Wednesday <input type="checkbox"/> Thursday	\$275.00 each day	\$290.00 each day	
<input type="checkbox"/> Non-member - One-day registration <input type="checkbox"/> Tuesday <input type="checkbox"/> Wednesday <input type="checkbox"/> Thursday	\$415.00 each day	\$435.00 each day	
Separate Registration Fees			
	Member	Non-member	SUBTOTAL
<input type="checkbox"/> Pre-Conference Workshop: SDLA Module 1: Governance Foundations - Sept. 25	\$225.00	\$340.00	
<input type="checkbox"/> Pre-Conference Workshop: Building Your District Strong - Sept. 25	\$150.00	\$225.00	
<input type="checkbox"/> Pre-Conference Tour: Monterey Regional Airport District - Sept. 25	\$ 50.00 (includes transportation/lunch) (limited to 45 attendees)		
<input type="checkbox"/> Pre-Conference Tour: Elk Horn Slough Safari & Moss Landing Harbor District - Sept. 25	\$ 56.00 (includes trans./two-hour boat tour) (limited to 24 attendees)		
<input type="checkbox"/> SDFL Scramble for Scholarships Golf Tournament - Sept. 25	\$ 115.00 (includes lunch)		
<input type="checkbox"/> CSDA Awards Luncheon (Guests only) - Sept. 27	\$ 45.00		
<input type="checkbox"/> SDFL "Taste of the City" Reception (Guests only) - Sept. 27	\$ 60.00 CSDA Member Guest	\$ 90.00 Non-member Guest	
			TOTAL
Payment type: <input type="checkbox"/> Check <input type="checkbox"/> Visa <input type="checkbox"/> MasterCard <input type="checkbox"/> AMEX <input type="checkbox"/> Discover			
Account name:		Account Number:	
Expiration date:		Authorized Signature:	

Cancellations/Substitution Policy: Cancellations must be in writing and received by CSDA no later than Friday, September 1, 2017. All cancellations received by this date will be refunded less a \$75 processing fee. There will be no refunds for cancellations made after September 1, 2017. Substitutions are acceptable and must be done in writing no later than September 15, 2017 at 5:00 p.m. Please submit any cancellation notice or substitution request to emilyc@csda.net or fax to 916-520-2465.

Consent to Use Photographic Images: Registration and attendance at, or participation in, CSDA meeting and other activities constitutes an agreement by the registrant to CSDA's use and distribution (both now and in the future) of the registrant or attendee's image or voice in photographs, videotapes, electronic reproductions, and audiotapes of such events and activities.



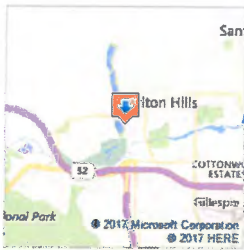
When

Tuesday, September 19, 2017 from 10:00 AM to 11:00 AM PDT

[Add to Calendar](#)

Where

Advanced Water Purification Demonstration Facility
9390 N. Fanita Parkway
Note: Facility is located 2 miles north of address
Map will be provided shortly before tour date
Santee, CA 92071



[Driving Directions](#)

Contact

East County Advanced Water Purification
858-385-2240
info@eastcountvawp.com

Advanced Water Purification Demonstration Facility Tour

The East County Advanced Water Purification Program is a potential new source of water that would be locally controlled, reliable, drought-proof and environmentally sound. Visit www.EastCountyAWP.com to learn more.

* Required Information

Personal Information

* **First Name:**

* **Last Name:**

* **ZIP Code:**

* **Email Address:**

* **Confirm Email Address:**

Occupation & Organization

- * **What level of support do you currently have for including advanced purified recycled water in the drinking water supply? [After the recycled water is treated using four advanced treatment methods, the treatment process would continue with additional steps that would include injecting the water into a groundwater basin or blending it with water in the Lake Jennings reservoir, before being withdrawn and treated again prior to being distributed as drinking water.]**
 - Strongly favor
 - Somewhat favor
 - Somewhat oppose
 - Strongly oppose
 - Would need more information

* **Cell Phone:**

Guest Information

You may add a maximum of 15

[Add](#)

Yes, I would like to receive your email newsletters

[Register](#)

By submitting this form, you're granting: **Padre Dam Municipal Water District, 9300 Fanita Parkway, Santee, CA 92071, United States** permission to email you. You can revoke permission to mail to your email address at any time using the [SafeUnsubscribe™](#), found at the bottom of every email. Constant Contact takes your privacy seriously (to see for yourself, please read the Constant Contact [Email Privacy Policy](#)). Emails are serviced by Constant Contact.

[Mobile View](#)

M E M O

TO: Board of Directors
FROM: Jack Bebee, Assistant General Manager, *JRB*
DATE: August 28, 2017
SUBJECT: Notice of Completion – Vista Del Rio 30 - 14 inch Connection

Purpose

File Notice of Completion of the Vista Del Rio 30 - 14 inch Connection with San Diego County Recorder.

Summary

The contract for the Vista Del Rio 30 - 14 inch Connection was completed on August 17, 2017. The Contract was awarded to TK Construction. The final total contract amount was \$148,000.00. The awarded project amount was \$148,000.00.

Recommended Action

That the Board authorize staff to file the attached Notice of Completion with the San Diego County Recorder.

RECORDING REQUESTED BY:
Fallbrook Public Utility District

AND WHEN RECORDED MAIL TO:
Fallbrook Public Utility District
Post Office Box 2290
Fallbrook, CA 92088-2290

NOTICE OF COMPLETION

NOTICE IS HEREBY GIVEN THAT:

1. The undersigned is the owner of the interest or estate stated below in the property hereinafter described.
2. The full name of the undersigned is Fallbrook Public Utility District.
3. The full address of the undersigned is 990 E Mission Road, Fallbrook, CA 92088.
4. The nature of the title of the undersigned is public utility district in fee.
5. The full names and full addresses of all persons, if any, who hold title with the undersigned as joint tenants or as tenants in common are:

<u>NAMES</u>	<u>ADDRESSES</u>
Fallbrook Public Utility District	PO Box 2290, Fallbrook, CA 92088-2290

6. The names of the predecessors in interest of the undersigned, if the property was transferred subsequent to the commencement of the work of improvement herein referred to are (OR IF NO TRANSFER WAS MADE INSERT THE WORD "None")

<u>NAMES</u>	<u>ADDRESSES</u>
None	

7. The work of improvement on the property hereinafter described was completed on **August 17, 2017**.
8. The name of the original contractor, if any, for the work of improvement was: **TK Construction**
The kind of work done or material furnished was for the **Vista Del Rio 30 - 14 inch Connection**
9. The property on which the work of improvement was completed is in the unincorporated area of Fallbrook, county of San Diego, state of California, and is described as follows: Near Vista del Rio in Fallbrook CA.
10. The street address of the said property is near Vista del Rio in Fallbrook, California.

DATED: **August 29, 2017**


Jack Bebee, Assistant General Manager
Fallbrook Public Utility District

VERIFICATION

I, the undersigned, say:
I am the person who signed the foregoing notice. I have read the above notice and know its contents, and the facts stated therein are true of my own knowledge.
I declare under penalty of perjury that the foregoing is true and correct.
Executed on August 29, 2017, at Fallbrook, California.

Signature

MEMO

TO: Board of Directors
FROM: Brian J. Brady, General Manager 
DATE: August 28, 2017
SUBJECT: Status Report – Parcels with Deferred Water Availability / Standby Charges

Purpose

To provide the Board of Directors with the annual report of all parcels with deferred annual Water Standby Availability Charges pursuant to Article 24.5.7 of the Administrative Code.

Summary

Article 24 of the Administrative Code provides that Standby or Availability Charges are fixed and established on all land within District boundaries. Furthermore, Section 24.5 of Article 24 provides for the General Manager to defer said charges upon application of the parcel owner.

The attached list reflects parcels with an “Agreement Preventing Water Use and Providing for Deferral of Certain Water Availability Standby Charges” on file as requested by the parcel owner, approved by the District, and recorded with the San Diego County Recorder’s Office.

Recommendation

This item is for information only; no action is necessary.

FALLBROOK PUBLIC UTILITY DISTRICT
 STANDBY OR AVAILABILITY CHARGES
 DEFERRED PARCEL LOG
as of 7/1/17

APN	OWNER OF RECORD	TRA	ACRE	REC DATE	NOTES
101-170-01-00	Fallbrook Land Conservancy	75058	320.00	11/9/07	
101-170-02-00	Fallbrook Land Conservancy	75058	359.00	11/9/07	
101-170-03-00	Fallbrook Land Conservancy	75058	527.21	11/9/07	
101-361-62-00	Fallbrook Land Conservancy	75053	77.95	9/10/01	
102-490-07-00	Deuling David & Cathy Trust 10-06-10	75199	21.50	5/16/97	
102-490-20-00	DR Horton Los Angeles Holding Company	75199	31.57	5/17/04	Transfer Ownership 3/15/13
102-711-09-00	Clark Family Trust 05-15-91	75022	4.74	5/31/00	Transfer Ownership 8/27/02
106-180-61-00	Fallbrook Land Conservancy	75010	12.09	8/11/00	

MEMO

TO: Board of Directors
FROM: Mick Cothran, Engineering *MC*
DATE: August 28, 2017
SUBJECT: Community Service Water Usage for FY 2016-17

Purpose

To report community service potable water usage for FY 2016-17 for the Fallbrook Village Association. To also report community service reclaimed water usage for FY 2016-17 for the landscaped median on South Mission Road, the Fallbrook Sports Association, and Fallbrook Youth Baseball. The Fallbrook Sports Association and Fallbrook Youth Baseball are currently receiving a 75% discount from October through March and a 50% discount during the remaining months.

Summary

An annual report is attached to this memo that lists the level of support provided in FY 2016-17.

Recommendation

This item is for information purposes only and no action is required.

COMMUNITY SERVICE WATER USAGE REPORT

For FY 2016-17

POTABLE							Usage	Average
Name	Location	Mtr Size	FY 16-17 (Kgal)	Water	Oper. Charge	Total	per Month	
Fallbrook Village Assoc (Jackie Heyneman Park)	502 S Mission	3/4"	801	\$4,597.74	\$499.08	\$5,096.82	\$424.74	
FPUD (N End S Mission)	1200 BLK S Miss.	3/4"	19	\$109.06	\$499.08	\$608.14	\$50.68	
Potable Totals			820	\$4,706.80	\$998.16	\$5,704.96	\$475.42	

RECYCLED							Usage	Average
Name	Location	Mtr Size	FY 16-17 (Kgal)	Water	Oper. Charge	Total	per Month	
FPUD	S Miss. Median	6"	2039	\$9,032.77	\$6,287.40	\$15,320.17	\$1,276.68	
Fallbrook Sports Assoc	Sports Park	3"	4570	\$8,954.14	\$2,212.68	\$11,166.82	\$930.57	
Fallbrook Youth Baseball	Sports Park	2"	3338	\$6,587.41	\$1,356.36	\$7,943.77	\$661.98	
Recycled Totals			9947	\$24,574.32	\$9,856.44	\$34,430.76	\$2,869.23	

GRAND TOTAL				\$29,281.12	\$10,854.60	\$40,135.72	\$3,344.65
--------------------	--	--	--	--------------------	--------------------	--------------------	-------------------

**October through March Sports Park and Youth Baseball receive 75% discount, 50% discount otherwise*

This page intentionally left blank

MEMO

TO: Board of Directors
 FROM: Jack Bebee, Assistant General Manager, JRB
 DATE: August 28, 2017
 SUBJECT: Award of 8 MG Reservoir Recoating

Purpose

To request Board approval to award the 8 MG Reservoir Recoating to the lowest responsive bidder.

Summary

The District has a program in place to ensure the long term integrity of steel water storage tanks that are critical components of the drinking water system. This program requires periodic recoating on the interior and exterior of the tanks to protect the steel from corrosion. The 8 MG reservoir is located in the southwestern area of De Luz off Donnil Lane and requires recoating to prevent corrosion and more costly structural repairs. The District staff prepared a bid package for the relining and repair of the 8 MG reservoir. Bid opening was on August 10, 2017, and seven bids were received. A summary of the bid results is below:


	Company	Amount
1	AMP United	\$804,060.00
2	Simpson Sandblasting	\$908,445.00
3	AIS	\$1,169,900.00
4	Olympus Painting	\$1,209,016.00
5	West Coast Industrial	\$1,284,068.00
6	J. Colon Coating	\$1,497,970.00
7	Purcell Painting	\$1,624,596.39

AMP United was the apparent lowest responsible bidder. This project was included in the approved budget for \$1,170,000. AMP United has previously done similar work for the District, and it was completed satisfactorily.

Recommended Action

That the Board authorize award of the 8 MG Reservoir Recoating project to the lowest responsible bidder of AMP United at an amount of \$804,060.

MEMO

TO: Board of Directors
FROM: Brian J. Brady, General Manager 
DATE: August 28, 2017
Subject: State Legislative Options for Funding Santa Margarita River Property Purchase and Protection

Summary

Of interest to the District are two measures actively moving through the legislative process in Sacramento that would place a resources-related general obligation bond on a future statewide election ballot:

- AB 18 (Garcia) – AB 18 would place a \$3.105 billion parks and resources general obligation bond on the June 5, 2018 statewide primary election ballot. AB 18 is presently pending a hearing in the Senate Natural Resources and Water Committee. The Water Authority Board of Directors has adopted a Support if Amended position on AB 18.
- SB 5 (De Leon) – SB 5 would place a \$3.5 billion parks, resources, and water general obligation bond on the June 5, 2018 statewide primary election ballot. SB 5 is presently pending a hearing in the Assembly Water, Parks, and Wildlife Committee. The Water Authority Board of Directors has adopted a Support if Amended position on SB 5.

Additionally, in recent weeks, two ballot initiative efforts have begun to advance as alternatives to the legislative bond measures:

- On June 30, 2017, Joe Caves – the principal of the Conservation Strategy Group – filed a proposed \$7.5 billion general obligation parks and resources bond with the Attorney General's Office for request of ballot title and summary to proceed with a signature-gathering effort to place the initiative on the ballot.
- Gerald Meral – with the Natural Heritage Institute – has been circulating proposed ballot initiative language for an \$8.315 billion parks, resources, and water general obligation bond measure. It has been filed with the Attorney General's office.

Each of the two general obligation bond proposals and two ballot initiative efforts contain competitive opportunities for Santa Margarita River (SMR) Property funding. Based on the current draft legislative language, only the Caves initiative contains specific funding (\$15 million) for the SMR Property.

Attached is an analysis of the SB 5 bond proposal and the Caves and Meral initiatives developed by the Water Authority's lobbyist, Glenn Farrel.

Recommended Action

Staff supports Board direction.

Comparison of 2018 Proposed Resources Bond Measures

Funding Categories/ Chapters	Direct and Competitive Allocations That Could Benefit San Diego Region	Caves Ballot Initiative	Meral Ballot Initiative	SB 5 (De Leon) (7/18 Version)
Title		Safe Drinking Water, Water Quality and Supply, Natural Resources Protection and Park Improvement Act of 2018	Water Supply and Water Quality Act of 2018	California Drought, Water, Parks, Climate, Coastal Protection, and Outdoor Access For All Act of 2018
Ballot Date		Determined following signature gathering	Determined following signature gathering	June 5, 2018 statewide primary election ballot
Total Proposed General Obligation Bond Amount		\$7.5 B	\$8.751 B	\$3.832 B
Water Supply/Quality				
Safe Drinking Water and Water Quality (Caves – Chapter 3)	-Projects that reduce flow of trash and other pollutants onto beaches and sensitive areas within San Diego County and San Diego Bay (Direct : Caves - \$40 M)	-Projects for safe and reliable drinking water within disadvantaged communities (\$600 M)	-Public water system infrastructure improvements (\$500 M)	-Projects for safe and reliable drinking water within disadvantaged communities (\$175 M)
Safe Drinking Water (Meral – Chapter 5.1)	-Public water system infrastructure improvements (Competitive : Meral - \$500 M)	-Multi-benefit stormwater management projects (\$600 M)	-Small community wastewater treatment projects (\$250 M)	-Projects within the context of the IRWM structure, water use efficiency projects, and multi-benefit stormwater management projects (\$125 M)
Clean Drinking Water and Drought Preparedness (De Leon – Chapter 11)	-Multi-benefit stormwater management projects	-Groundwater management projects (\$300 M)	-Multi-benefit stormwater management projects (\$400 M)	-Water recycling and advanced treatment technology projects (\$125 M)
Capture and Use of Urban Runoff and		-Sierra and Tahoe Conservancies (\$200 M)	-Projects and programs that support sustainable	-Sustainable groundwater management projects (\$125 M)
		-Salton Sea restoration (\$240 M)		

<p>Stormwater (Meral – Chapter 5.6)</p> <p>Groundwater Sustainability and Storage (Meral – Chapter 7)</p> <p>Water Recycling and Desalination (Meral – Chapter 5.2)</p> <p>Funding for Water Measurement and Information (Meral – Chapter 5.5)</p> <p>Water Conservation (Meral – Chapter 5.3)</p>	<p>(Competitive: Caves - \$600 M; Meral - \$400 M)</p> <p>-Projects within the context of the IRWM structure, water use efficiency projects, and multi-benefit stormwater management projects (Competitive: De Leon - \$125 M)</p> <p>-Groundwater management projects (Competitive: Caves - \$300 M; Meral - \$675 M; De Leon - \$125 M)</p> <p>-Salton Sea restoration (Direct: Caves - \$240 M)</p> <p>-Brackish groundwater desalination projects (Competitive: Meral - \$400 M)</p> <p>-Water recycling and advanced treatment technology projects (Competitive: Caves - \$300 M; Meral - \$400 M; De Leon - \$125 M)</p> <p>-Water conservation and water use efficiency plans, projects,</p>	<p>-Los Angeles River (\$270 M)</p> <p>-Water recycling and advanced treatment technology projects (\$300 M)</p> <p>-Water management data (\$30 M)</p> <p>-Improve conditions for fish/wildlife in rivers, streams, wetlands, wildlife refuges (\$200 M)</p> <p>-Coastal, Klamath, and Central Valley salmon and steelhead restoration projects (\$50 M)</p> <p>-Protect migratory birds consistent with Central Valley Joint Venture Implementation Plan (\$100 M)</p> <p>-Multi-benefit flood management (\$500 M)</p>	<p>groundwater management (\$675 M)</p> <p>-Water recycling projects (potable and nonpotable) (\$400 M)</p> <p>-Brackish groundwater desalination projects (\$400 M)</p> <p>-Water management data improvements (\$60 M)</p>	
--	---	---	--	--

<p>Watershed and Environmental Protection</p> <p>Improving Climate Change Resilience (Caves – Chapter 4)</p> <p>Watershed Improvement for Water Supply and Water Quality Enhancement (Meral – Chapter 6.1)</p> <p>California River Recreation, Creek, and Waterway Improvements Program (De Leon – Chapter 7)</p>	<p>and programs (Competitive: Caves - \$100 M; Meral - \$300 M)</p> <p>-Agricultural water conservation projects (Competitive: Meral - \$50 M)</p>	<p>-Water conservation and water use efficiency plans, projects, and programs (\$100 M)</p>	<p>-Water conservation and water use efficiency projects (\$300 M)</p> <p>-Accelerate deployment of innovate water/energy saving technologies (\$15 M)</p> <p>-Agricultural water conservation projects (\$50 M)</p>	
	<p>-Allocation to San Diego River Conservancy (Direct: Meral - \$40 M)</p>	<p>-Protection and restoration of natural systems and wildlife habitat (\$305 M)</p> <p>-Watershed restoration and conservation projects on rangelands and agricultural lands (\$65 M)</p> <p>-Regional land and habitat conservation investment strategies (\$50 M)</p> <p>-Urban greening and climate resiliency projects that improve water and air quality, conserve water, or reduce energy consumption (\$145 M)</p>	<p>-Protect restore, and improve health of watershed lands and forests through conservancies (\$890 M)</p> <p>-River parkway projects (\$170 M)</p> <p>-Los Angeles River protection and restoration projects (\$150 M)</p> <p>-Watershed protection, oak woodlands, riparian habitat, wetland habitat (\$300 M)</p>	<p>-Projects to protect and enhance urban creeks (\$142 M)</p> <p>-Projects for acquisition, development, rehabilitation, protection, and expansion of wildlife corridors and open space (\$223 M)</p> <p>-Projects to protect and restore habitat associated with the Pacific Flyway (\$30 M)</p> <p>-Projects to restore rivers and streams in support of fisheries and wildlife (\$35 M)</p> <p>-Construction, repair, modification, or removal of transportation or water</p>

<p>State Conservancy, Wildlife Conservation Board, and Authority Funding (De Leon – Chapter 8)</p> <p>Climate Preparedness, Habitat Resiliency, Resource Enhancement, and Innovation (De Leon – Chapter 10)</p> <p>Conservation Corps (Meral – Chapter 6.3)</p> <p>Trails and Greenway Investment (De Leon – Chapter 5)</p> <p>Ocean, Bay, and Coastal Protection (De Leon – Chapter 9)</p>	<p>-Salton Sea restoration and QSA implementation (Direct: Meral - \$200 M)</p> <p>-Salton Sea restoration (Direct: De Leon - \$30 M)</p> <p>-Allocation to San Diego River Conservancy (Direct: Caves - \$20 M)</p> <p>-River parkway projects within San Diego Bay watershed (Direct: Caves - \$15 M)</p>	<p>-Assist coastal communities in adapting to climate change (\$50 M)</p> <p>-CA Conservation Corps allocation to implement regional and community-level fuel-load reduction projects (\$40 M)</p> <p>-Projects designed to benefit fish and wildlife through voluntary actions on privately owned lands (\$50 M)</p> <p>-Funding allocation to the University of California for management of watershed lands and preservation of wildlife resources (\$50 M)</p> <p>-Protection and restoration of rivers, lakes, and natural lands by conservancies (\$580 M)</p> <p>-Protection of beaches, bays, coastal forests, and coastal watershed resources (\$230 M)</p>	<p>-Watershed protection on lands within state parks system (\$150 M)</p> <p>-Watershed restoration on agricultural lands, rangelands, and managed wetlands (\$60 M)</p> <p>-CA Conservation Corps allocation to implement projects on watershed lands (\$40 M)</p> <p>-Ocean Protection Council (\$100 M)</p> <p>-Salton Sea restoration and QSA implementation (\$200 M)</p> <p>-Delta Science program (\$5 M)</p> <p>-Urban stream restoration program (\$50 M)</p>	<p>resources infrastructure to improve wildlife or fish passage (\$100 M)</p> <p>-Projects to acquire, manage, develop, restore, or protect source watersheds that increase water retention, quality, or supply in Sierra Nevada watersheds (\$50 M)</p> <p>-Salton Sea restoration (\$30 M)</p> <p>-Protection and restoration of rivers, lakes, and natural lands by conservancies (\$402 M)</p> <p>-Projects that provide non-motorized infrastructure development and enhancement that promote access to parks, waterways, and outdoor recreational pursuits (\$30 M)</p>
---	---	--	--	---

<p>-River parkway projects along Santa Margarita River in San Diego County (Direct: Caves - \$15 M)</p> <p>-San Diego River Conservancy (Direct: De Leon - \$12 M)</p>	<p>-Ocean Protection Council (\$100 M)</p> <p>-San Francisco Bay Area Conservancy Program (\$200 M)</p> <p>-Preservation and protection of lands and waters in watersheds in Santa Monica Bay and Ventura County watersheds (\$50 M)</p> <p>-Protection, restoration, and improvement of coastal forest watersheds, managed forest lands, forest reserve areas (\$150 M)</p> <p>-Removal or conversion of outdated industrial facilities on the coast or within coastal watersheds (\$70 M)</p> <p>-Restoration of southern California steelhead habitat (\$80 M)</p>	<p>-Urban forestry projects (\$20 M)</p> <p>-Delta Protection Commission (\$15 M)</p> <p>-Projects that provide access to rivers for non-motorized recreation (\$20 M)</p> <p>-Construction of the Pacific Flyway Center in vicinity of the Suisun Marsh (\$20 M)</p> <p>-Removal of Matilija Dam along the Ventura River (\$80 M)</p> <p>-Allocation to University of California for research and training to improve management of aquatic ecosystems (\$25 M)</p> <p>-Sierra Nevada Conservancy -- reduce wildfire threats (\$50 M)</p>	<p>-Allocation to CA Conservation Corps to rehabilitate or improve local or state parks and restore watersheds (\$40 M)</p> <p>-Projects to enhance and protect coastal and ocean resources (\$150 M)</p> <p>-Projects to assist coastal communities with adaptation to climate change (\$80 M)</p> <p>-Planning, development, and implementation of innovative farm and ranch management practices and protections that improve climate adaptation and resiliency (\$40 M)</p> <p>-Projects to promote practices on farms and ranches that improve soil health, carbon soil sequestration, erosion control, water quality, and water retention (\$15 M)</p> <p>-Acquisition of conservation easements to protect, restore, or enhance working lands and riparian corridors (\$25 M)</p>
--	---	--	--

<p>Parks</p> <p>State and Local Parks (Caves – Chapter 5)</p> <p>Investments in Environmental and Social Equity, Enhancing California’s Disadvantaged Communities (De Leon – Chapter 2)</p> <p>Investments in Protecting, Enhancing, and Accessing California’s Local and Regional Outdoor Spaces (De Leon – Chapter 3)</p> <p>Restoring California’s Natural, Historic, and Cultural Legacy (De Leon – Chapter 4)</p>			<p>-Projects to reduce threat of wildfires outside of Sierra Nevada Conservancy jurisdiction (\$50 M)</p>	<p>-Projects that provide ecological restoration of forests (\$50 M)</p> <p>-Projects that restore, protect, and acquire Native American, natural, cultural, and historic resources (\$70 M)</p>
		<p>-Creation, expansion, and enhancement of safe neighborhood parks in park-poor neighborhoods (\$800 M)</p> <p>-Restoration, preservation, and protection of state park facilities and units (\$500 M)</p> <p>-Nature education and research facilities (\$100 M)</p> <p>-Local park rehabilitation, creation, and improvement grants to local governments on a per capita basis (\$400 M)</p>		<p>-Creation, expansion, and enhancement of safe neighborhood parks in park-poor neighborhoods (\$800 M)</p> <p>-Restoration and preservation of existing state park facilities and units (\$205 M)</p> <p>-Local park rehabilitation and improvement grants to local governments on a per capita basis (\$200 M)</p> <p>-Projects aimed at improving local or regional park infrastructure (\$40 M)</p> <p>-Projects in nonurbanized areas that are eligible for funding</p>

<p>Rural Recreation, Tourism, and Economic Enrichment Investment (De Leon – Chapter 6)</p>				<p>under the Roberti-Z'berg-Harris Urban Open-Space and Recreation Program Act (\$25 M)</p>
<p>Flood Management and Protection Flood Management for Improved Water Supply (Meral – Chapter 5.4) Flood Protection and Repair (De Leon – Chapter 11.5)</p>			<p>-Central Valley Flood Protection Board allocation (\$200 M) -Repair or reoperation of reservoirs that provide flood control (\$100 M) -Allocation to San Francisco Bay Restoration Authority for flood management and wetlands restoration (\$200 M)</p>	<p>-Flood protection facilities, levee improvements, and investments that protect persons and property from flood damage (\$250 M) -Levee repairs and restoration within the Delta (\$100 M) -Projects related to stormwater, mudslide, and other flash-flood-related protections (\$350 M)</p>
<p>IRWM Integrated Regional Water Management (Meral – Chapter 5.7)</p>	<p>-Funding to support IRWM groups statewide (Competitive: Meral - \$5 M)</p>		<p>-Funding to support IRWM groups statewide (\$5 M)</p>	
<p>Land Management Land and Water Management for Water Supply Improvement (Meral – Chapter 6.2)</p>			<p>-Projects to improve quality of rangelands, wildlands, meadows, and wetlands (\$100 M)</p>	

<p>Central Valley Fisheries Central Valley Fisheries Restoration (Meral – Chapter 6.4)</p>			<p>-Restoration of Central Valley populations of native fish and fisheries habitat (\$400 M)</p>	
<p>Fish and Wildlife Water for Wildlife, Pacific Flyway Restoration, and Dynamic Habitat Management (Meral – Chapter 8)</p>			<p>-Acquisition of water and storage/delivery rights to improve conditions for fish and wildlife in streams and rivers (\$300 M) -Projects to improve water supply and water quality conditions for fish and wildlife on private lands (\$50 M) -Coastal and Central Valley salmon and steelhead fisheries restoration projects (\$300 M) – (Includes allocation of \$100 M for fish screens on Sacramento and San Joaquin Rivers and tributaries in the Delta)</p>	

-Projects to protect migratory birds and to

			<p>fulfill purposes identified in the Central Valley Joint Venture Implementation Plan (\$280 M)</p>	
<p>Sacramento Water Supply Reliability Sacramento Region Water Reliability and Habitat Protection (Meral – Chapter 8.6)</p>			<p>-Allocation to Regional Water Authority and City of Sacramento for Water Forum Agreement projects (\$10 M)</p>	
<p>SF Bay Area Water Supply Reliability Bay Area Regional Water Reliability (Meral – Chapter 9)</p>			<p>-Allocation to the group of 8 water agencies collectively known as the Bay Area Regional Reliability Partnership for region-wide benefits related to reliability, drinking water quality, emergency storage (\$250 M) – EBMUD, CCWD, Alameda CWD, Marin MWD, SFPUC, Zone 7, Santa Clara Valley WD, Bay Area Water Supply and Conservation Agency</p>	
<p>Water Conveyance Improve Water Conveyance and Water</p>			<p>-Allocation to Friant Water Authority for water conveyance and capital improvements –</p>	

<p>Conservation (Meral – Chapter 10)</p>			<p>restoring capacity in Madera Canal and Friant-Kern Canal (\$750 M)</p>	
<p>Oroville Dam and Spillway Oroville Dam Flood Safety (Meral – Chapter 11)</p>			<p>-Oroville Dam spillway repair and reconstruction (\$250 M) -Allocation to Sutter Butte Flood Control Agency for floodwater attenuation projects at the Oroville Wildlife Area (\$15 M) -Allocation to Butte County for emergency preparedness equipment (\$1 M)</p>	
<p>General/Fiscal Provisions</p>			<p>Section 11861: Guaranteed revenue to Contra Costa Water District and San Luis & Delta Mendota Water Authority from cap/trade account in amount reflecting: -Fees paid</p>	

			<ul style="list-style-type: none"> -Cost of compliance instruments required -Increased cost of power purchased as a result of implementation of greenhouse gas reduction statutes 	



990 East Mission Road
P. O. Box 2290
Fallbrook, California
92088-2290

(760) 728-1125 (Phone)
(760) 728-5943 (Fax)

Board of Directors:

Milt Davies
Jennifer DeMeo
Al Gebhart
Don McDougal
Charley Wolk

Staff:

Brian J. Brady
General Manager

Jack Bebee
Assistant General Manager

Paula de Sousa Mills
General Counsel

Robert H. James
Of Counsel to the District

Mary Lou West
Board Secretary

**Treasurer's Report
July 31, 2017**

Money Market Account

Disbursements		3,202,379.55
Receipts	\$	2,768,070.07
Interest		
Balance as of 6/30/17	\$	1,998,160.46
Balance as of 07/31/17	\$	1,563,850.98

Operating Account

Disbursements	\$	2,940,869.61
Receipts	\$	3,184,787.30
Balance as of 06/30/17	\$	21,672.90
Balance as of 07/31/17	\$	265,590.59

All investments have been made in accordance with the District's Annual Statement of Investment Policy.

Paula Clark
August 13, 2017

PFM Transactions July 2017

Transaction Type	Trade Date	Settle Date	Security Description	CUSIP	Principal Proceeds	Accrued Interest	Total Amount
INTEREST	7/1/2017	7/25/2017	FNMA SERIES 2016-M9 ASQ2	3136ASPX8	0	112.28	112.28
PAYDOWNS	7/1/2017	7/25/2017	FNMA SERIES 2016-M9 ASQ2	3136ASPX8	26430.17	0	26430.17
INTEREST	7/3/2017	7/3/2017	MONEY MARKET FUND	MONEY0002	0	30.8	30.8
BUY	7/5/2017	7/7/2017	US TREASURY NOTES	912828H86	452435.16	2992.54	455427.7
SELL	7/5/2017	7/7/2017	FEDERAL HOME LOAN BANK AGENCY NOTES	3130ABF92	59934.6	126.04	60060.64
SELL	7/5/2017	7/7/2017	FHLMC REFERENCE NOTE	3137EAEB1	29651.1	1225	297736
SELL	7/6/2017	7/7/2017	ING (US) FUNDING LLC COMM PAPER	4497W0Y10	99545	0	99545
INTEREST	7/10/2017	7/10/2017	SVENSKA HANDELSBANKEN NY LT CD	86958JHB8	0	1879.5	1879.5
BUY	7/11/2017	7/18/2017	JOHN DEERE ABS 2017-B A3	47788BAD6	29997.8	0	29997.8
INTEREST	7/15/2017	7/15/2017	CNH EQUIPMENT TRUST POOL	12636WAB2	0	205	205
INTEREST	7/15/2017	7/15/2017	TOYOTA ABS 2016-B A3	89231UAD9	0	119.17	119.17
INTEREST	7/15/2017	7/15/2017	JOHN DEERE ABS 2016-B A3	47788NAC2	0	36.46	36.46
INTEREST	7/15/2017	7/15/2017	HYUNDAI AUTO RECEIVABLES TRUST	44891EAC3	0	80.63	80.63
INTEREST	7/15/2017	7/15/2017	CARMAX ABS 2016-3 A2	14314EAB7	0	91.36	91.36
INTEREST	7/15/2017	7/15/2017	TOYOTA ABS 2016-C A3	89237WAD9	0	42.75	42.75
INTEREST	7/15/2017	7/15/2017	JOHN DEERE ABS 2017-A A3	47787XAC1	0	44.5	44.5
INTEREST	7/15/2017	7/15/2017	FORD ABS 2017-A A3	34531EAD8	0	132.21	132.21
PAYDOWNS	7/15/2017	7/15/2017	CARMAX ABS 2016-3 A2	14314EAB7	10293.97	0	10293.97
SELL	7/17/2017	7/20/2017	US TREASURY NOTES	912828XH8	25066.41	22.08	25088.49
BUY	7/17/2017	7/20/2017	AMERICAN HONDA FINANCE CORP NOTES	02665WBT7	24974.75	0	24974.75
INTEREST	7/17/2017	7/17/2017	CCCIT 2017-A2 A2	17305EGA7	0	991.8	991.8
SELL	7/18/2017	7/18/2017	FANNIE MAE GLOBAL NOTES	3135G0R39	9899.5	23.33	9922.83
INTEREST	7/22/2017	7/22/2017	JP MORGAN CHASE & CO NOTES	46625HHS2	0	10010	10010
INTEREST	7/23/2017	7/23/2017	RONDOUT SAVINGS BANK LT CD	776322AP4	0	1640.16	1640.16
INTEREST	7/24/2017	7/24/2017	AMERICAN EXPRESS BK FSB LT CD	02587CAJ9	0	2429.86	2429.86
INTEREST	7/28/2017	7/28/2017	FIRST RESOURCE BANK LT CD	33617AQ3	0	1579.41	1579.41
INTEREST	7/31/2017	7/31/2017	US TREASURY N/B	912828WY2	0	3318.75	3318.75
INTEREST	7/31/2017	7/31/2017	US TREASURY N/B	912828S76	0	984.38	984.38
INTEREST	7/31/2017	7/31/2017	US TREASURY NOTES	912828H86	0	3450	3450

TRUSTED SOLUTIONS. LASTING RESULTS.

FALLBROOK PUBLIC UTILITY DISTRICT
PARS Post-Employment Benefits Trust

Monthly Account Report for the Period
6/1/2017 to 6/30/2017

Paula Clark
Accounting Supervisor
Fallbrook Public Utility District
PO Box 2290
Fallbrook, CA 92088

Account Summary

Source	Beginning Balance as of 6/1/2017	Contributions	Earnings	Expenses	Distributions	Transfers	Ending Balance as of 6/30/2017
OPEB	\$752,470.58	\$0.00	\$3,637.99	\$156.76	\$0.00	\$0.00	\$755,951.81
PENSION	\$608,856.69	\$0.00	\$1,753.37	\$126.85	\$0.00	\$0.00	\$610,483.21
Totals	\$1,361,327.27	\$0.00	\$5,391.36	\$283.61	\$0.00	\$0.00	\$1,366,435.02

Investment Selection

Source	
OPEB	Moderate Index PLUS
PENSION	Moderately Conservative Index PLUS

Investment Objective

Source	
OPEB	The dual goals of the Moderate Strategy are growth of principal and income. It is expected that dividend and interest income will comprise a significant portion of total return, although growth through capital appreciation is equally important. The portfolio will be allocated between equity and fixed income investments.
PENSION	The dual goals of the Moderately Conservative Strategy are current income and moderate capital appreciation. The major portion of the assets is committed to income-producing securities. Market fluctuations should be expected.

Investment Return

Source	1-Month	3-Months	1-Year	Annualized Return			Plan's Inception Date
				3-Years	5-Years	10-Years	
OPEB	0.48%	2.42%	-	-	-	-	2/16/2017
PENSION	0.29%	1.77%	-	-	-	-	2/16/2017

Information as provided by US Bank, Trustee for PARS; Not FDIC Insured; No Bank Guarantee; May Lose Value

Past performance does not guarantee future results. Performance returns may not reflect the deduction of applicable fees, which could reduce returns. Information is deemed reliable but may be subject to change.

Account balances are inclusive of Trust Administration, Trustee and Investment Management fees

Investment Return: Annualized rate of return is the return on an investment over a period other than one year multiplied or divided to give a comparable one-year return.



Managed Account Summary Statement

For the Month Ending July 31, 2017

FPUD - INVESTMENT PORTFOLIO - 28710100

Transaction Summary - Managed Account		Cash Transactions Summary - Managed Account	
Opening Market Value	\$14,327,372.72	Maturities/Calls	0.00
Maturities/Calls	(36,724.14)	Sale Proceeds	492,352.96
Principal Dispositions	(490,956.51)	Coupon/Interest/Dividend Income	27,179.02
Principal Acquisitions	507,407.71	Principal Payments	36,724.14
Unsettled Trades	0.00	Security Purchases	(510,400.25)
Change in Current Value	19,719.75	Net Cash Contribution	0.00
Closing Market Value	\$14,326,819.53	Reconciling Transactions	0.00

Earnings Reconciliation (Cash Basis) - Managed Account		Cash Balance	
Interest/Dividends/Coupons Received	28,575.47	Closing Cash Balance	\$63,840.63
Less Purchased Interest Related to Interest/Coupons	(2,992.54)		
Plus Net Realized Gains/Losses	(2,779.20)		
Total Cash Basis Earnings	\$22,803.73		

Earnings Reconciliation (Accrual Basis)		Total	
Ending Amortized Value of Securities	14,325,095.03		
Ending Accrued Interest	56,618.13		
Plus Proceeds from Sales	492,352.96		
Plus Proceeds of Maturities/Calls/Principal Payments	36,724.14		
Plus Coupons/Dividends Received	27,179.02		
Less Cost of New Purchases	(510,400.25)		
Less Beginning Amortized Value of Securities	(14,351,331.33)		
Less Beginning Accrued Interest	(58,454.30)		
Total Accrual Basis Earnings	\$17,783.40		

AS OF 7/31/17
AS OF 6/30/17



Portfolio Summary and Statistics

For the Month Ending July 31, 2017

FPUD - INVESTMENT PORTFOLIO - 28710100

Account Summary

Description	Par Value	Market Value	Percent
U.S. Treasury Bond / Note	4,875,000.00	4,885,739.26	34.11
Federal Agency Collateralized Mortgage Obligation	49,050.43	49,105.41	0.34
Federal Agency Bond / Note	460,000.00	457,406.63	3.19
Corporate Note	4,167,000.00	4,232,633.40	29.54
Certificate of Deposit	3,915,000.00	3,929,205.30	27.43
Asset-Backed Security / Collateralized Mortgage Obligation	773,413.42	772,729.53	5.39
Managed Account Sub-Total	14,239,463.85	14,326,819.53	100.00%
Accrued Interest		56,618.13	
Total Portfolio	14,239,463.85	14,383,437.66	


MARKET VALUE IS GREATER THAN PAR VALUE

Unsettled Trades

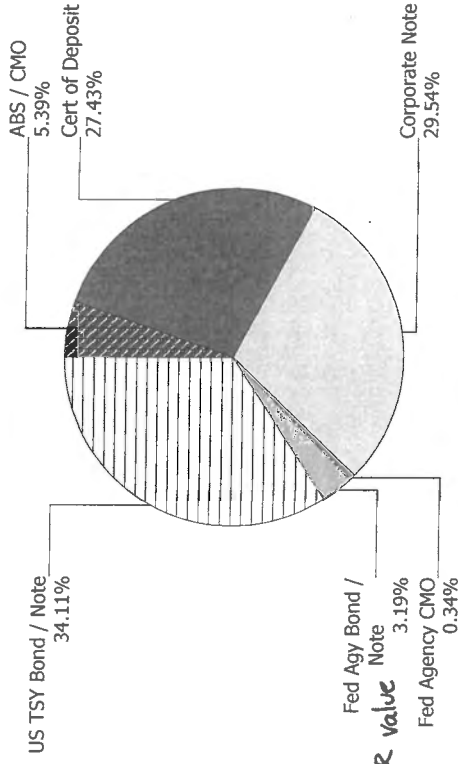
0.00

0.00

Maturity Distribution



Sector Allocation



Characteristics

Yield to Maturity at Cost	1.72% AS OF 7/30/17	1.75%
Yield to Maturity at Market		1.69%
Duration to Worst		2.65
Weighted Average Days to Maturity		1025



For the Month Ending July 31, 2017

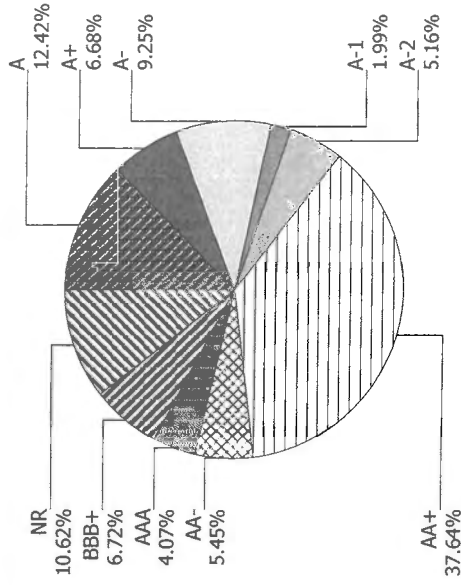
Managed Account Issuer Summary

FPUD - INVESTMENT PORTFOLIO - 28710100

Issuer Summary

Issuer	Market Value of Holdings	Percent
AMERICAN EXPRESS CO	532,269.45	3.72
AMERICAN HONDA FINANCE	115,454.32	0.81
BANK OF BARODA	246,354.61	1.72
BANK OF MONTREAL	281,421.00	1.96
BANK OF NOVA SCOTIA	279,770.96	1.95
BB&T CORPORATION	554,747.05	3.88
BURLINGTON NORTHERN SANTA FE	212,503.00	1.48
CANADIAN IMPERIAL BANK OF COMMERCE	280,935.20	1.96
CAPTIAL ONE FINANCIAL CORP	492,770.71	3.44
CARMAX AUTO OWNER TRUST	83,316.39	0.58
CATERPILLAR INC	570,764.13	3.99
CHEVRON CORPORATION	299,946.00	2.09
CIT GROUP INC	100,054.50	0.70
CITIGROUP INC	380,376.50	2.65
CNH EQUIPMENT TRUST	150,300.36	1.05
FANNIE MAE	506,512.04	3.54
FIRST RESOURCE BANK	245,698.74	1.71
FORD CREDIT AUTO OWNER TRUST	94,986.96	0.66
GOLDMAN SACHS GROUP INC	291,263.82	2.03
HYUNDAI AUTO RECEIVABLES	74,460.35	0.52
JOHN DEERE OWNER TRUST	94,923.37	0.66
JP MORGAN CHASE & CO	485,242.03	3.39
MORGAN STANLEY	571,883.98	4.00
NORDEA BANK AB	280,935.20	1.96
RONDOUT SAVINGS BANK	245,679.63	1.71
STATE BANK OF INDIA	246,589.07	1.72
SUMITOMO MITSUI FINANCIAL GROUP INC	250,816.25	1.75
SVENSKA HANDELSBANKEN AB	199,381.40	1.39
SYNCHRONY BANK	246,979.11	1.72
THE BANK OF NEW YORK MELLON CORPORATION	354,993.41	2.48
THE NORINCHUKIN BANK	125,037.83	0.87
TOYOTA MOTOR CORP	154,527.72	1.08

Credit Quality (S&P Ratings)





For the Month Ending July 31, 2017

Managed Account Issuer Summary

FPUD - INVESTMENT PORTFOLIO - 28710100

Issuer	Market Value of Holdings	Percent
UNITED STATES TREASURY	4,885,739.26	34.11
WELLS FARGO & COMPANY	390,185.18	2.72
Total	\$14,326,819.53	100.00%

INCREASED 3.06% from 6/30/17



Managed Account Detail of Securities Held

For the Month Ending July 31, 2017

FPUD - INVESTMENT PORTFOLIO - 28710100

Security Type/Description Dated Date/Coupon/Maturity	CUSIP	S&P Rating	Moody's Rating	Trade Date	Settle Date	Original Cost	YTM at Cost	Accrued Interest	Amortized Cost	Market Value
U.S. Treasury Bond / Note US TREASURY NOTES DTD 06/01/2015 1.500% 05/31/2020	912828XE5	AA+	Aaa	06/27/16	06/29/16	368,704.69	0.87	914.75	366,314.10	360,154.80
US TREASURY NOTES DTD 06/01/2015 1.500% 05/31/2020	912828XE5	AA+	Aaa	09/01/16	09/02/16	533,469.73	1.06	1,334.02	531,436.93	525,225.75
US TREASURY NOTES DTD 06/30/2015 1.625% 06/30/2020	912828XH8	AA+	Aaa	11/01/16	11/02/16	299,885.94	1.16	416.85	298,906.12	296,025.72
US TREASURY NOTE DTD 12/02/2013 2.000% 11/30/2020	912828A42	AA+	Aaa	04/27/16	04/29/16	752,299.22	1.31	2,473.22	746,323.00	739,809.74
US TREASURY NOTES DTD 05/02/2016 1.375% 04/30/2021	912828O78	AA+	Aaa	02/01/17	02/03/17	147,035.16	1.86	521.23	147,367.85	148,412.10
US TREASURY NOTES DTD 05/02/2016 1.375% 04/30/2021	912828O78	AA+	Aaa	01/03/17	01/05/17	328,326.17	1.86	1,164.08	329,180.61	331,453.69
US TREASURY NOTES DTD 06/02/2014 2.000% 05/31/2021	912828WN6	AA+	Aaa	10/04/16	10/05/16	413,828.13	1.23	1,355.19	411,442.40	404,812.40
US TREASURY N/B DTD 08/01/2016 1.125% 07/31/2021	912828S76	AA+	Aaa	05/08/17	05/10/17	170,016.60	1.83	5.35	170,278.24	171,055.68
US TREASURY N/B DTD 07/31/2014 2.250% 07/31/2021	912828WY2	AA+	Aaa	11/22/16	11/23/16	301,268.75	1.78	18.04	300,380.92	301,188.22
US TREASURY NOTES DTD 09/02/2014 2.000% 08/31/2021	912828D72	AA+	Aaa	12/01/16	12/05/16	401,406.25	1.92	3,347.83	401,223.75	404,375.20
US TREASURY NOTES DTD 10/31/2016 1.250% 10/31/2021	912828T67	AA+	Aaa	03/14/17	03/16/17	240,703.13	2.10	789.74	241,430.64	244,873.00
US TREASURY N/B NOTES DTD 01/03/2017 2.000% 12/31/2021	912828U81	AA+	Aaa	06/26/17	06/28/17	394,737.89	1.72	678.26	394,644.14	393,686.67
US TREASURY NOTES DTD 02/02/2015 1.500% 01/31/2022	912828H86	AA+	Aaa	07/05/17	07/07/17	452,435.16	1.88	18.75	452,546.60	454,339.70
US TREASURY NOTES DTD 03/31/2017 1.875% 03/31/2022	912828W89	AA+	Aaa	06/26/17	06/28/17	110,648.83	1.75	693.14	110,637.03	110,326.59



Managed Account Detail of Securities Held

For the Month Ending July 31, 2017

FPUD - INVESTMENT PORTFOLIO - 28710100

Security Type/Description	Dated Date/Coupon/Maturity	CUSIP	S&P Rating	Moody's Rating	Trade Date	Settle Date	Original Cost	YTM at Cost	Accrued Interest	Amortized Cost	Market Value
Security Type Sub-Total		4,875,000.00					4,914,765.65	1.52	13,730.45	4,902,112.33	4,885,739.26
Federal Agency Collateralized Mortgage Obligation											
FNMA SERIES 2016-M9 ASQ2	DTT 06/01/2016 1.785% 06/01/2019	3136ASPX8	AA+	Aaa	06/09/16	06/30/16	49,540.91	1.05	72.96	49,327.92	49,105.41
Security Type Sub-Total		49,050.43					49,540.91	1.05	72.96	49,327.92	49,105.41
Federal Agency Bond / Note											
FANNIE MAE GLOBAL NOTES	DTT 10/25/2016 1.000% 10/24/2019	3135G0R39	AA+	Aaa	10/24/16	10/25/16	244,255.20	1.10	660.14	244,443.45	242,581.85
FNMA NOTES	DTT 02/28/2017 1.500% 02/28/2020	3135G0T29	AA+	Aaa	02/24/17	02/28/17	214,862.40	1.52	1,370.63	214,881.53	214,824.78
Security Type Sub-Total		460,000.00					459,117.60	1.30	2,030.77	459,324.98	457,406.63
Corporate Note											
CHEVRON CORP NOTES	DTT 05/16/2016 1.561% 05/16/2019	166764BH2	AA-	Aa2	05/09/16	05/16/16	300,000.00	1.56	975.63	300,000.00	299,946.00
CITIGROUP INC CORP NOTES	DTT 06/09/2016 2.050% 06/07/2019	172967KS9	BBB+	Baa1	06/02/16	06/09/16	99,948.00	2.07	307.50	99,967.47	100,180.80
BURLINGTON NRTH CORP	DTT 09/24/2009 4.700% 10/01/2019	12189TBC7	A	A3	06/03/16	06/08/16	220,780.00	1.48	3,133.33	213,700.63	212,503.00
CATERPILLAR FINANCIAL CORP NOTES	DTT 12/01/2014 2.250% 12/01/2019	14912L6F3	A	A3	04/24/15	04/24/15	577,181.40	1.76	2,118.75	571,299.06	570,764.13
AMERICAN HONDA FINANCE	DTT 02/16/2017 2.000% 02/14/2020	02665WBM2	A+	A1	02/13/17	02/16/17	89,872.20	2.05	825.00	89,891.23	90,414.09
BNY MELLON (CALLABLE) CORP NOTE	DTT 02/24/2015 2.150% 02/24/2020	06406HCZ0	A	A1	07/07/15	07/07/15	352,148.30	2.14	3,300.49	352,086.07	354,993.41
AMERICAN HONDA FINANCE CORP NOTES	DTT 07/20/2017 1.950% 07/20/2020	02665WB77	A+	A1	07/17/17	07/20/17	24,974.75	1.98	14.90	24,975.00	25,040.23



Managed Account Detail of Securities Held

For the Month Ending July 31, 2017

FPUD - INVESTMENT PORTFOLIO - 28710100

Security Type/Description Dated Date/Coupon/Maturity	CUSIP	S&P Rating	Moody's Rating	Trade Date	Settle Date	Original Cost	YTM at Cost	Accrued Interest	Amortized Cost	Market Value
Corporate Note										
JP MORGAN CHASE & CO NOTES DTD 07/22/2010 4.400% 07/22/2020	46625HHS2	A-	A3	04/27/16	04/29/16	493,065.30	2.31	500.50	482,160.85	485,242.03
WELLS FARGO & COMPANY NOTES DTD 12/07/2015 2.550% 12/07/2020	94974BGR5	A	A2	04/27/16	04/29/16	391,579.65	2.16	1,472.63	389,852.36	390,185.18
MORGAN STANLEY CORP NOTES DTD 04/21/2016 2.500% 04/21/2021	61746BEA0	BBB+	A3	05/10/16	05/13/16	352,009.00	2.38	2,430.56	351,537.46	351,095.50
GOLDMAN SACHS GRP INC CORP NT (CALLABLE)	38141GVU5	BBB+	A3	08/10/16	08/15/16	296,693.20	2.11	2,030.00	295,354.13	291,263.82
AMERICAN EXPRESS CREDIT CORP NOTES DTD 05/05/2016 2.250% 05/05/2021	0258M0EB1	A-	A2	05/05/16	05/10/16	286,558.95	2.13	1,531.88	286,191.24	285,469.68
BRANCH BANKING & TRUST CORP NOTE DTD 05/10/2016 2.050% 05/10/2021	0553IFAV5	A-	A2	05/10/16	05/16/16	249,835.00	2.06	1,153.13	249,873.82	249,042.25
MORGAN STANLEY BONDS DTD 11/17/2016 2.625% 11/17/2021	61746BED4	BBB+	A3	02/01/17	02/03/17	216,755.00	2.96	1,187.08	217,074.55	220,788.48
BB&T CORP NOTES DTD 03/21/2017 2.750% 04/01/2022	0553IFAX1	A-	A2	04/03/17	04/06/17	302,265.00	2.59	2,979.17	302,130.26	305,704.80
Security Type Sub-Total						4,253,665.75	2.12	23,960.55	4,226,094.13	4,232,633.40
Certificate of Deposit										
NORINCHUKIN BANK NY CERT DEPOS DTD 05/10/2017 1.400% 11/10/2017	65602USD1	A-1	P-1	05/08/17	05/10/17	125,000.00	1.40	403.47	125,000.00	125,037.83
CITIBANK NA CERT DEPOS DTD 06/16/2017 1.400% 01/02/2018	17305TPX4	A-1	P-1	06/16/17	06/16/17	160,000.00	1.40	286.22	160,000.00	159,981.32
CIT BANK LT CD DTD 03/13/2013 1.100% 03/13/2018	17284A6P8	NR	NR	03/14/13	03/14/13	100,000.00	1.08	424.93	100,000.00	100,054.50
RONDOUT SAVINGS BANK LT CD DTD 01/23/2015 1.350% 07/23/2018	776322AP4	NR	NR	01/24/15	01/24/15	245,000.00	1.32	81.55	245,000.00	245,679.63



Managed Account Detail of Securities Held

For the Month Ending July 31, 2017

FPUD - INVESTMENT PORTFOLIO - 28710100

Security Type/Description	Dated Date/Coupon/Maturity	CUSIP	Par	S&P Rating	Moody's Rating	Trade Date	Settle Date	Original Cost	YTM at Cost	Accrued Interest	Amortized Cost	Market Value
Certificate of Deposit												
FIRST RESOURCE BANK LT CD	DTD 01/28/2015 1.300% 07/30/2018	336177AO3	245,000.00	NR	NR	01/29/15	01/29/15	245,000.00	1.10	34.90	245,000.00	245,698.74
CAPITAL ONE BANK USA NA LT CD	DTD 08/12/2015 1.700% 08/13/2018	14042E5N6	245,000.00	A-2	P-1	08/12/15	08/12/15	245,000.00	1.40	1,939.86	245,000.00	245,595.84
SYNCHRONY BANK LT CD	DTD 10/25/2013 2.150% 10/25/2018	36157OSM0	245,000.00	NR	NR	10/25/13	10/25/13	245,000.00	2.05	1,414.29	245,000.00	246,979.11
BANK OF BARODA LT CD	DTD 10/28/2013 2.050% 10/29/2018	0606246K4	245,000.00	NR	NR	10/29/13	10/29/13	245,000.00	1.96	1,307.23	245,000.00	246,354.61
CANADIAN IMPERIAL BANK NY CD	DTD 12/05/2016 1.760% 11/30/2018	13606A5Z7	280,000.00	A+	Aa3	12/01/16	12/05/16	279,781.60	1.78	835.02	279,853.60	280,935.20
NORDEA BANK FINLAND NY CD	DTD 12/05/2016 1.760% 11/30/2018	65558LWA6	280,000.00	AA-	Aa3	12/01/16	12/05/16	280,000.00	1.74	862.40	280,000.00	280,935.20
STATE BANK OF INDIA LT CD	DTD 12/18/2013 2.050% 12/18/2018	856283YY9	245,000.00	NR	NR	12/19/13	12/19/13	245,000.00	1.96	605.45	245,000.00	246,589.07
SVENSKA HANDELSBANKEN NY LT CD	DTD 01/12/2017 1.890% 01/10/2019	86958JHB8	200,000.00	AA-	Aa2	01/10/17	01/12/17	200,000.00	1.91	231.00	200,000.00	199,381.40
BANK OF MONTREAL CHICAGO CERT DEPOS	DTD 02/09/2017 1.880% 02/07/2019	06427KRC3	280,000.00	A+	Aa3	02/08/17	02/09/17	280,000.00	1.90	2,529.64	280,000.00	281,421.00
BANK OF NOVA SCOTIA HOUSTON LT CD	DTD 04/06/2017 1.910% 04/05/2019	06417GUE6	280,000.00	A+	A1	04/05/17	04/06/17	280,000.00	1.91	1,738.10	280,000.00	279,770.96
SUMITOMO MITSUI BANK NY CD	DTD 05/04/2017 2.050% 05/03/2019	86563YYN0	250,000.00	A	A1	05/03/17	05/04/17	250,000.00	2.05	1,238.54	250,000.00	250,816.25
AMERICAN EXPRESS BK FSB LT CD	DTD 07/24/2014 2.000% 07/24/2019	02587CAJ9	245,000.00	A-2	P-1	07/25/14	07/25/14	245,000.00	1.92	107.40	245,000.00	246,799.77
CAPITAL ONE BANK USA NA LT CD	DTD 08/12/2015 2.000% 08/12/2019	140420UE8	245,000.00	A-2	P-1	08/12/15	08/12/15	245,000.00	1.94	2,282.19	245,000.00	247,174.87

Security Type Sub-Total 3,915,000.00 1.74 3,914,781.60 1.74 16,322.19 3,914,853.60 3,929,205.30



Managed Account Detail of Securities Held

For the Month Ending July 31, 2017

FPUD - INVESTMENT PORTFOLIO - 28710100

Security Type/Description	Dated Date/Coupon/Maturity	CUSIP	S&P Rating	Moody's Rating	Trade Date	Settle Date	Original Cost	YTM at Cost	Accrued Interest	Amortized Cost	Market Value
Asset-Backed Security / Collateralized Mortgage Obligation											
CARMAX ABS 2016-3 A2	DTD 07/20/2016 1.170% 08/15/2019	14314EAB7	AAA	NR	07/14/16	07/20/16	83,406.61	1.18	43.37	83,409.00	83,316.39
TOYOTA ABS 2016-B A3	DTD 05/11/2016 1.300% 04/15/2020	89231UAD9	AAA	Aaa	05/02/16	05/11/16	109,994.38	1.30	63.56	109,996.39	109,757.60
JOHN DEERE ABS 2016-B A3	DTD 07/27/2016 1.250% 06/15/2020	47788NAC2	NR	Aaa	07/19/16	07/27/16	34,997.21	1.25	19.44	34,998.06	34,859.96
CNH EQUIPMENT TRUST POOL	DTD 03/22/2017 1.640% 07/15/2020	12636WAB2	AAA	Aaa	03/15/17	03/22/17	149,994.24	1.80	109.33	149,994.24	150,300.36
TOYOTA ABS 2016-C A3	DTD 08/10/2016 1.140% 08/15/2020	89237WAD9	AAA	Aaa	08/01/16	08/10/16	44,998.79	1.14	22.80	44,999.13	44,770.12
CCCIT 2017-A2 A2	DTD 01/26/2017 1.740% 01/17/2021	17305EGA7	AAA	Aaa	01/19/17	01/26/17	119,977.02	1.75	81.20	120,000.00	120,214.38
JOHN DEERE ABS 2017-A A3	DTD 03/02/2017 1.780% 04/15/2021	47787XAC1	NR	Aaa	02/22/17	03/02/17	29,995.73	1.79	23.73	29,995.73	30,038.63
HYUNDAI AUTO RECEIVABLES TRUST	DTD 09/21/2016 1.290% 04/15/2021	44891EAC3	AAA	Aaa	09/14/16	09/21/16	74,989.91	1.30	43.00	74,992.01	74,460.35
FORD ABS 2017-A A3	DTD 01/25/2017 1.670% 06/15/2021	34531EAD8	NR	Aaa	01/18/17	01/25/17	94,999.65	1.67	70.51	94,999.71	94,986.96
JOHN DEERE ABS 2017-B A3	DTD 07/15/2017 1.820% 10/15/2021	47788BAD6	NR	Aaa	07/11/17	07/18/17	29,997.80	1.82	24.27	29,997.80	30,024.78
Security Type Sub-Total							773,351.34	1.53	501.21	773,382.07	772,729.53
Managed Account Sub-Total							14,365,222.85	1.75	56,618.13	14,325,095.03	14,326,819.53
Securities Sub-Total							\$14,365,222.85	1.75%	\$56,618.13	\$14,325,095.03	\$14,326,819.53
Accrued Interest											\$56,618.13
Total Investments											\$14,383,437.66



Managed Account Fair Market Value & Analytics

For the Month Ending July 31, 2017

FPUD - INVESTMENT PORTFOLIO - 28710100

Security Type/Description	Dated Date/Coupon/Maturity	CUSIP	Par	Broker	Next Call Date	Market Price	Market Value	Unreal G/L On Cost	Unreal G/L Amort Cost	Effective Duration	Duration to Worst at Mkt	YTM
U.S. Treasury Bond / Note												
US TREASURY NOTES	DTD 06/01/2015 1.500% 05/31/2020	912828XE5	360,000.00	CITIGRP		100.04	360,154.80	(8,549.89)	(6,159.30)	2.76	2.76	1.48
US TREASURY NOTES	DTD 06/01/2015 1.500% 05/31/2020	912828XE5	525,000.00	TD SEC U		100.04	525,225.75	(8,243.98)	(6,211.18)	2.76	2.76	1.48
US TREASURY NOTES	DTD 06/30/2015 1.625% 06/30/2020	912828XH8	295,000.00	HSBC		100.35	296,025.72	(3,860.22)	(2,880.40)	2.83	2.83	1.50
US TREASURY NOTE	DTD 12/02/2013 2.000% 11/30/2020	912828A42	730,000.00	CITIGRP		101.34	739,809.74	(12,489.48)	(6,513.26)	3.21	3.21	1.58
US TREASURY NOTES	DTD 05/02/2016 1.375% 04/30/2021	912828O78	150,000.00	CITIGRP		98.94	148,412.10	1,376.94	1,044.25	3.62	3.62	1.67
US TREASURY NOTES	DTD 05/02/2016 1.375% 04/30/2021	912828O78	335,000.00	MERRILL		98.94	331,453.69	3,127.52	2,273.08	3.62	3.62	1.67
US TREASURY NOTES	DTD 06/02/2014 2.000% 05/31/2021	912828WN6	400,000.00	MORGANST		101.20	404,812.40	(9,015.73)	(6,630.00)	3.67	3.67	1.67
US TREASURY N/B	DTD 08/01/2016 1.125% 07/31/2021	912828S76	175,000.00	CITIGRP		97.75	171,055.68	1,039.08	777.44	3.89	3.89	1.71
US TREASURY N/B	DTD 07/31/2014 2.250% 07/31/2021	912828WY2	295,000.00	BNP PARI		102.10	301,188.22	(80.53)	807.30	3.82	3.82	1.71
US TREASURY NOTES	DTD 09/02/2014 2.000% 08/31/2021	912828D72	400,000.00	MORGANST		101.09	404,375.20	2,968.95	3,151.45	3.88	3.88	1.72
US TREASURY NOTES	DTD 10/31/2016 1.250% 10/31/2021	912828T67	250,000.00	CITIGRP		97.95	244,873.00	4,169.87	3,442.36	4.10	4.10	1.75
US TREASURY N/B NOTES	DTD 01/03/2017 2.000% 12/31/2021	912828U81	390,000.00	HSBC		100.95	393,686.67	(1,051.22)	(957.47)	4.21	4.21	1.78
US TREASURY NOTES	DTD 02/02/2015 1.500% 01/31/2022	912828H86	460,000.00	MORGAN_S		98.77	454,339.70	1,904.54	1,793.10	4.33	4.33	1.79
US TREASURY NOTES	DTD 03/31/2017 1.875% 03/31/2022	912828W89	110,000.00	MORGAN_S		100.30	110,326.59	(322.24)	(310.44)	4.42	4.42	1.81
Security Type Sub-Total			4,875,000.00				4,885,739.26	(29,026.39)	(16,373.07)	3.56	3.56	1.65
Federal Agency Collateralized Mortgage Obligation												
FNMA SERIES 2016-M9 ASQ2	DTD 06/01/2016 1.785% 06/01/2019	3136ASPX8	49,050.43	CSFB		100.11	49,105.41	(435.50)	(222.51)	1.00	1.65	1.65



Managed Account Fair Market Value & Analytics

For the Month Ending July 31, 2017

FPUD - INVESTMENT PORTFOLIO - 28710100

Security Type/Description	Dated Date/Coupon/Maturity	CUSIP	Par	Broker	Next Call Date	Market Price	Market Value	Unreal G/L On Cost	Unreal G/L Amort Cost	Effective Duration	Duration to Worst at Mkt	YTM
Security Type Sub-Total			49,050.43				49,105.41	(435.50)	(222.51)	1.00	1.65	1.65
Federal Agency Bond / Note												
FANNIE MAE GLOBAL NOTES	3135G0R39		245,000.00	TD SEC U		99.01	242,581.85	(1,673.35)	(1,861.60)	2.19	2.19	1.45
DTD 10/25/2016 1.000% 10/24/2019												
FNMA NOTES	3135G0T29		215,000.00	JPM_CHAS		99.92	214,824.78	(37.62)	(56.75)	2.50	2.50	1.53
DTD 02/28/2017 1.500% 02/28/2020												
Security Type Sub-Total			460,000.00				457,406.63	(1,710.97)	(1,918.35)	2.34	2.34	1.49
Corporate Note												
CHEVRON CORP NOTES	166764BH2		300,000.00	WELLSFAR		99.98	299,946.00	(54.00)	(54.00)	1.75	1.75	1.57
DTD 05/16/2016 1.561% 05/16/2019												
CITIGROUP INC CORP NOTES	172967KS9		100,000.00	CITIGRP		100.18	100,180.80	232.80	213.33	1.80	1.80	1.95
DTD 06/09/2016 2.050% 06/07/2019												
BURLINGTON NRTH CORP	12189TBC7		200,000.00	GOLDMAN		106.25	212,503.00	(8,277.00)	(1,197.63)	2.04	2.04	1.75
DTD 09/24/2009 4.700% 10/01/2019												
CATERPILLAR FINANCIAL CORP NOTES	14912L6F3		565,000.00	NEW ACCT		101.02	570,764.13	(6,417.27)	(534.93)	2.26	2.26	1.80
DTD 12/01/2014 2.250% 12/01/2019												
AMERICAN HONDA FINANCE	02665WBM2		90,000.00	MIZUHO		100.46	90,414.09	541.89	522.86	2.44	2.44	1.81
DTD 02/16/2017 2.000% 02/14/2020												
BNY MELLON (CALLABLE) CORP NOTE	06406HCZ0		352,000.00	NEW ACCT	01/24/20	100.85	354,993.41	2,845.11	2,907.34	2.43	2.39	1.81
DTD 02/24/2015 2.150% 02/24/2020												
AMERICAN HONDA FINANCE CORP NOTES	02665WBT7		25,000.00	BARCLAYS		100.16	25,040.23	65.48	65.23	2.87	2.87	1.89
DTD 07/20/2017 1.950% 07/20/2020												
JP MORGAN CHASE & CO NOTES	46625HHS2		455,000.00	BONY		106.65	485,242.03	(7,823.27)	3,081.18	2.79	2.79	2.08
DTD 07/22/2010 4.400% 07/22/2020												
WELLS FARGO & COMPANY NOTES	94974BGR5		385,000.00	WELLSFAR		101.35	390,185.18	(1,394.47)	332.82	3.19	3.19	2.13
DTD 12/07/2015 2.550% 12/07/2020												
MORGAN STANLEY CORP NOTES	61746BEA0		350,000.00	SCOTIA		100.31	351,095.50	(913.50)	(441.96)	3.51	3.51	2.41
DTD 04/21/2016 2.500% 04/21/2021												
GOLDMAN SACHS GRP INC CORP NT (CALLABLE)	38141GVU5		290,000.00	JPMCHASE	03/25/21	100.44	291,263.82	(5,429.38)	(4,090.31)	3.51	3.44	2.50
DTD 04/25/2016 2.625% 04/25/2021												



Managed Account Fair Market Value & Analytics

For the Month Ending July 31, 2017

FPUD - INVESTMENT PORTFOLIO - 28710100

Security Type/Description	Dated Date/Coupon/Maturity	CUSIP	Par	Broker	Next Call Date	Market Price	Market Value	Unreal G/L On Cost	Unreal G/L Amort Cost	Effective Duration	Duration to Worst at Mkt	YTM
Corporate Note												
AMERICAN EXPRESS CREDIT CORP NOTES	0258M0EB1	285,000.00	GOLDMAN	100.16	285,469.68	(1,089.27)	(721.56)	3.57	3.57	3.57	3.57	2.20
DTD 05/05/2016 2.250% 05/05/2021												
BRANCH BANKING & TRUST CORP NOTE	05531FAV5	250,000.00	KEYBAN	99.62	249,042.25	(792.75)	(831.57)	3.60	3.60	3.60	3.60	2.16
DTD 05/10/2016 2.050% 05/10/2021												
MORGAN STANLEY BONDS	61746BED4	220,000.00	MORGAN_S	100.36	220,788.48	4,033.48	3,713.93	4.02	4.02	4.02	4.02	2.54
DTD 11/17/2016 2.625% 11/17/2021												
BB&T CORP NOTES	05531FAX1	300,000.00	MORGAN_S	101.90	305,704.80	3,439.80	3,574.54	4.32	4.32	4.32	4.32	2.32
DTD 03/21/2017 2.750% 04/01/2022												
Security Type Sub-Total			4,167,000.00				4,232,633.40	(21,032.35)	6,539.27	2.97	2.96	2.07

Security Type/Description	Dated Date/Coupon/Maturity	CUSIP	Par	Broker	Next Call Date	Market Price	Market Value	Unreal G/L On Cost	Unreal G/L Amort Cost	Effective Duration	Duration to Worst at Mkt	YTM
Certificate of Deposit												
NORINCHUKIN BANK NY CERT DEPOS	65602USD1	125,000.00	TRADITIO	100.03	125,037.83	37.83	37.83	0.28	0.28	0.28	0.28	1.34
DTD 05/10/2017 1.400% 11/10/2017												
CITIBANK NA CERT DEPOS	17305TPX4	160,000.00	CITIGRP	99.99	159,981.32	(18.68)	(18.68)	0.42	0.42	0.42	0.42	1.42
DTD 06/16/2017 1.400% 01/02/2018												
CIT BANK LT CD	17284A6P8	100,000.00	NEW ACCT	100.05	100,054.50	54.50	54.50	0.61	0.61	0.61	0.61	0.96
DTD 03/13/2013 1.100% 03/13/2018												
RONDOUT SAVINGS BANK LT CD	776322AP4	245,000.00	NEW ACCT	100.28	245,679.63	679.63	679.63	0.97	0.97	0.97	0.97	1.02
DTD 01/23/2015 1.350% 07/23/2018												
FIRST RESOURCE BANK LT CD	336177AQ3	245,000.00	NEW ACCT	100.29	245,698.74	698.74	698.74	0.99	0.99	0.99	0.99	0.97
DTD 01/28/2015 1.300% 07/30/2018												
CAPITAL ONE BANK USA NA LT CD	14042E5N6	245,000.00	NEW ACCT	100.24	245,595.84	595.84	595.84	1.03	1.03	1.03	1.03	1.42
DTD 08/12/2015 1.700% 08/13/2018												
SYNCHRONY BANK LT CD	36157OSM0	245,000.00	NEW ACCT	100.81	246,979.11	1,979.11	1,979.11	1.23	1.23	1.23	1.23	1.36
DTD 10/25/2013 2.150% 10/25/2018												
BANK OF BARODA LT CD	0606246K4	245,000.00	NEW ACCT	100.55	246,354.61	1,354.61	1,354.61	1.24	1.24	1.24	1.24	1.47
DTD 10/28/2013 2.050% 10/29/2018												
CANADIAN IMPERIAL BANK NY CD	13606A5Z7	280,000.00	GOLDMAN	100.33	280,935.20	1,153.60	1,081.60	1.31	1.31	1.31	1.31	1.48
DTD 12/05/2016 1.760% 11/30/2018												
NORDEA BANK FINLAND NY CD	65558LWA6	280,000.00	MERRILL	100.33	280,935.20	935.20	935.20	1.33	1.33	1.33	1.33	0.84
DTD 12/05/2016 1.760% 11/30/2018												
STATE BANK OF INDIA LT CD	856283VY9	245,000.00	NEW ACCT	100.65	246,589.07	1,589.07	1,589.07	1.37	1.37	1.37	1.37	1.45
DTD 12/18/2013 2.050% 12/18/2018												



Managed Account Fair Market Value & Analytics

For the Month Ending July 31, 2017

FPUD - INVESTMENT PORTFOLIO - 28710100

Security Type/Description	CUSIP	Par	Broker	Next Call Date	Market Price	Market Value	Unreal G/L On Cost	Unreal G/L Amort Cost	Effective Duration	Duration to Worst at Mkt	YTM
Certificate of Deposit											
SVENSKA HANDELSBANKEN NY LT CD	86958JHB8	200,000.00	MERRILL		99.69	199,381.40	(618.60)	(618.60)	1.44	1.44	1.43
DTD 01/12/2017 1.890% 01/10/2019											
BANK OF MONTREAL CHICAGO CERT	06427KRC3	280,000.00	GOLDMAN		100.51	281,421.00	1,421.00	1,421.00	1.51	1.51	1.51
DEPOS											
DTD 02/09/2017 1.880% 02/07/2019											
BANK OF NOVA SCOTIA HOUSTON LT CD	06417GUE6	280,000.00	MERRILL		99.92	279,770.96	(229.04)	(229.04)	1.67	1.67	1.59
DTD 04/06/2017 1.910% 04/05/2019											
SUMITOMO MITSUI BANK NY CD	86563YVNO	250,000.00	JPM_CHAS		100.33	250,816.25	816.25	816.25	1.74	1.74	1.83
DTD 05/04/2017 2.050% 05/03/2019											
AMERICAN EXPRESS BK FSB LT CD	02587CAJ9	245,000.00	NEW ACCT		100.73	246,799.77	1,799.77	1,799.77	1.97	1.97	1.51
DTD 07/24/2014 2.000% 07/24/2019											
CAPTIAL ONE BANK USA NA LT CD	140420UE8	245,000.00	NEW ACCT		100.89	247,174.87	2,174.87	2,174.87	2.02	2.02	1.48
DTD 08/12/2015 2.000% 08/12/2019											
Security Type Sub-Total		3,915,000.00				3,929,205.30	14,423.70	14,351.70	1.32	1.32	1.37

Asset-Backed Security / Collateralized Mortgage Obligation	Par	Broker	Next Call Date	Market Price	Market Value	Unreal G/L On Cost	Unreal G/L Amort Cost	Effective Duration	Duration to Worst at Mkt	YTM
CARMAX ABS 2016-3 A2	83,413.42	CSFB		99.88	83,316.39	(90.22)	(92.61)	0.36	1.86	1.23
DTD 07/20/2016 1.170% 08/15/2019										
TOYOTA ABS 2016-B A3	110,000.00	CITIGRP		99.78	109,757.60	(236.78)	(238.79)	0.95	1.80	1.42
DTD 05/11/2016 1.300% 04/15/2020										
JOHN DEERE ABS 2016-B A3	35,000.00	RBC CAP		99.60	34,859.96	(137.25)	(138.10)	1.35	2.00	1.45
DTD 07/27/2016 1.250% 06/15/2020										
CNH EQUIPMENT TRUST POOL	150,000.00	CITIGRP		100.20	150,300.36	306.12	306.12	1.12	1.97	1.54
DTD 03/22/2017 1.640% 07/15/2020										
TOYOTA ABS 2016-C A3	45,000.00	MITSU		99.49	44,770.12	(228.67)	(229.01)	1.19	2.21	1.37
DTD 08/10/2016 1.140% 08/15/2020										
CCCIT 2017-A2 A2	120,000.00	CITIGRP		100.18	120,214.38	237.36	214.38	1.45	1.91	1.65
DTD 01/26/2017 1.740% 01/17/2021										
JOHN DEERE ABS 2017-A A3	30,000.00	MERRILL		100.13	30,038.63	42.90	42.90	2.02	2.47	1.73
DTD 03/02/2017 1.780% 04/15/2021										
HYUNDAT AUTO RECEIVABLES TRUST	75,000.00	JPMCHASE		99.28	74,460.35	(529.56)	(531.66)	1.76	3.11	1.52
DTD 09/21/2016 1.290% 04/15/2021										



Managed Account Fair Market Value & Analytics

For the Month Ending July 31, 2017

FPUD - INVESTMENT PORTFOLIO - 28710100

Security Type/Description	Dated Date/Coupon/Maturity	CUSIP	Par	Broker	Next Call Date	Market Price	Market Value	Unreal G/L On Cost	Unreal G/L Amort Cost	Effective Duration	Duration to Worst at Mkt	YTM
Asset-Backed Security / Collateralized Mortgage Obligation												
FORD ABS 2017-A A3	DTD 01/25/2017 1.670% 06/15/2021	34531EAD8	95,000.00	CITIGRP		99.99	94,986.96	(12.69)	(12.75)	2.01	2.85	1.67
JOHN DEERE ABS 2017-B A3	DTD 07/15/2017 1.820% 10/15/2021	47788BAD6	30,000.00	MITSU		100.08	30,024.78	26.98	26.98	2.28	1.76	1.77
Security Type Sub-Total			773,413.42				772,729.53	(621.81)	(652.54)	1.33	2.17	1.52
Managed Account Sub-Total			14,239,463.85				14,326,819.53	(38,403.32)	1,724.50	2.60	2.65	1.69
Securities Sub-Total			\$14,239,463.85				\$14,326,819.53	(\$38,403.32)	\$1,724.50	2.60	2.65	1.69%
Accrued Interest							\$56,618.13					
Total Investments							\$14,383,437.66					



Managed Account Security Transactions & Interest

For the Month Ending July 31, 2017

FPUD - INVESTMENT PORTFOLIO - 28710100

Transaction Type	Trade	Settle	Security Description	CUSIP	Par	Principal Proceeds	Accrued Interest	Realized G/L Cost	Realized G/L Amort Cost	Sale Method
BUY										
	07/05/17	07/07/17	US TREASURY NOTES	912828H86	460,000.00	(452,435.16)	(2,992.54)		(455,427.70)	
			DTD 02/02/2015 1.500% 01/31/2022							
	07/11/17	07/18/17	JOHN DEERE ABS 2017-B A3	47788BAD6	30,000.00	(29,997.80)	0.00		(29,997.80)	
			DTD 07/15/2017 1.820% 10/15/2021							
	07/17/17	07/20/17	AMERICAN HONDA FINANCE CORP	02665WBT7	25,000.00	(24,974.75)	0.00		(24,974.75)	
			NOTES							
			DTD 07/20/2017 1.950% 07/20/2020							
Transaction Type Sub-Total					515,000.00	(507,407.71)	(2,992.54)		(510,400.25)	
INTEREST										
	07/01/17	07/25/17	FNMA SERIES 2016-M9 ASQZ	3136ASPX8	75,480.60	0.00	112.28		112.28	
			DTD 06/01/2016 1.785% 06/01/2019							
	07/03/17	07/03/17	MONEY MARKET FUND	MONEY0002	0.00	0.00	30.80		30.80	
	07/10/17	07/10/17	SVENSKA HANDELSBANKEN NY LT CD	86958JH88	200,000.00	0.00	1,879.50		1,879.50	
			DTD 01/12/2017 1.890% 01/10/2019							
	07/15/17	07/15/17	JOHN DEERE ABS 2016-B A3	47788NAC2	35,000.00	0.00	36.46		36.46	
			DTD 07/27/2016 1.250% 06/15/2020							
	07/15/17	07/15/17	TOYOTA ABS 2016-B A3	89231UAD9	110,000.00	0.00	119.17		119.17	
			DTD 05/11/2016 1.300% 04/15/2020							
	07/15/17	07/15/17	CARMAX ABS 2016-3 A2	14314EAB7	93,707.39	0.00	91.36		91.36	
			DTD 07/20/2016 1.170% 08/15/2019							
	07/15/17	07/15/17	HYUNDAI AUTO RECEIVABLES TRUST	44891EAC3	75,000.00	0.00	80.63		80.63	
			DTD 09/21/2016 1.290% 04/15/2021							
	07/15/17	07/15/17	CNH EQUIPMENT TRUST POOL	12636WAB2	150,000.00	0.00	205.00		205.00	
			DTD 03/22/2017 1.640% 07/15/2020							
	07/15/17	07/15/17	FORD ABS 2017-A A3	34531EAD8	95,000.00	0.00	132.21		132.21	
			DTD 01/25/2017 1.670% 06/15/2021							
	07/15/17	07/15/17	JOHN DEERE ABS 2017-A A3	47787XAC1	30,000.00	0.00	44.50		44.50	
			DTD 03/02/2017 1.780% 04/15/2021							
	07/15/17	07/15/17	TOYOTA ABS 2016-C A3	89237WAD9	45,000.00	0.00	42.75		42.75	
			DTD 08/10/2016 1.140% 08/15/2020							
	07/17/17	07/17/17	CCCIT 2017-A2 A2	17305EGA7	120,000.00	0.00	991.80		991.80	
			DTD 01/26/2017 1.740% 01/17/2021							



Managed Account Security Transactions & Interest

For the Month Ending July 31, 2017

FPUD - INVESTMENT PORTFOLIO - 28710100

Transaction Type	Trade	Settle	Security Description	CUSIP	Par	Principal Proceeds	Accrued Interest	Total	Realized G/L Cost	Realized G/L Amort Cost	Sale Method
INTEREST											
	07/22/17	07/22/17	JP MORGAN CHASE & CO NOTES	46625HHS2	455,000.00	0.00	10,010.00	10,010.00			
			DTD 07/22/2010 4.400% 07/22/2020								
	07/23/17	07/23/17	RONDOUT SAVINGS BANK LT CD	776322ZAP4	245,000.00	0.00	1,640.16	1,640.16			
			DTD 01/23/2015 1.350% 07/23/2018								
	07/24/17	07/24/17	AMERICAN EXPRESS BK FSB LT CD	02587CAJ9	245,000.00	0.00	2,429.86	2,429.86			
			DTD 07/24/2014 2.000% 07/24/2019								
	07/28/17	07/28/17	FIRST RESOURCE BANK LT CD	336177AO3	245,000.00	0.00	1,579.41	1,579.41			
			DTD 01/28/2015 1.300% 07/30/2018								
	07/31/17	07/31/17	US TREASURY NOTES	912828H86	460,000.00	0.00	3,450.00	3,450.00			
			DTD 02/02/2015 1.500% 01/31/2022								
	07/31/17	07/31/17	US TREASURY N/B	912828S76	175,000.00	0.00	984.38	984.38			
			DTD 08/01/2016 1.125% 07/31/2021								
	07/31/17	07/31/17	US TREASURY N/B	912828WY2	295,000.00	0.00	3,318.75	3,318.75			
			DTD 07/31/2014 2.250% 07/31/2021								
Transaction Type Sub-Total					3,149,187.99	0.00	27,179.02	27,179.02			

PAYDOWNS											
	07/01/17	07/25/17	FNMA SERIES 2016-M9 ASQ2	3136ASPX8	26,430.17	26,430.17	0.00	26,430.17	(264.29)	0.00	
			DTD 06/01/2016 1.785% 06/01/2019								
	07/15/17	07/15/17	CARMAX ABS 2016-3 A2	14314EAB7	10,293.97	10,293.97	0.00	10,293.97	0.84	0.00	
			DTD 07/20/2016 1.170% 08/15/2019								
Transaction Type Sub-Total					36,724.14	36,724.14	0.00	36,724.14	(263.45)	0.00	

SELL											
	07/05/17	07/07/17	FHLMC REFERENCE NOTE	3137EAEB1	300,000.00	296,511.00	1,225.00	297,736.00	(2,763.00)	(2,994.22)	FIFO
			DTD 07/20/2016 0.875% 07/19/2019								
	07/05/17	07/07/17	FEDERAL HOME LOAN BANK AGENCY NOTES	3130ABF92	60,000.00	59,934.60	126.04	60,060.64	48.00	39.59	FIFO
			DTD 05/12/2017 1.375% 05/28/2019								
	07/06/17	07/07/17	ING (US) FUNDING LLC COMM PAPER	4497W0Y10	100,000.00	99,545.00	0.00	99,545.00	617.00	13.00	FIFO
			DTD 02/06/2017 0.000% 11/01/2017								
	07/17/17	07/20/17	US TREASURY NOTES	912828XH8	25,000.00	25,066.41	22.08	25,088.49	(347.65)	(268.27)	FIFO
			DTD 06/30/2015 1.625% 06/30/2020								



Managed Account Security Transactions & Interest

For the Month Ending July 31, 2017

FPUD - INVESTMENT PORTFOLIO - 28710100

Transaction Type	Trade	Settle	Security Description	CUSIP	Par	Principal Proceeds	Accrued Interest	Total	Realized G/L Cost	Realized G/L Amort Cost	Sale Method
SELL	07/18/17	07/18/17	FANNIE MAE GLOBAL NOTES DTD 10/25/2016 1.000% 10/24/2019	3135GOR39	10,000.00	9,899.50	23.33	9,922.83	(70.10)	(77.42)	FIFO
Transaction Type Sub-Total											
						490,956.51	1,396.45	492,352.96	(2,515.75)	(3,287.32)	
Managed Account Sub-Total											
						20,272.94	25,582.93	45,855.87	(2,779.20)	(3,287.32)	
Total Security Transactions											
						\$20,272.94	\$25,582.93	\$45,855.87	(\$2,779.20)	(\$3,287.32)	

**Fallbrook Public Utility District
2017-18 Budget Overview-Through 07/31/17**

	2017-18 Adopted Budget	2017-18 Actual YTD	2017-18 Projected	Change from Projected to Adopted Budget	Percent Change from Prior Budget
REVENUES:					
Water Sales	8,673	918			
Recycled Sales	850	68			
	9,523	986	8,800.89	(722)	-7.6%
Operating Revenues:					
Water Sales	16,124,308	1,530,340	13,663,752	(2,460,556)	-15.3%
MWD Readiness to Serve	405,267	42,230	506,757	101,490	25.0%
CWA Infracture Access Charge	411,331	33,160	397,916	(13,415)	-3.3%
Meter Service Charges	5,348,419	462,150	5,545,797	197,378	3.7%
Wastewater Service Charges	5,787,904	463,736	5,564,826	(223,078)	-3.9%
Overuse Penalties	0	0	0	-	0.0%
Sundry Other Revenue	306,100	20,983	251,798	(54,302)	-17.7%
CWA Rebates	162,448	10,840	130,080	(32,368)	-19.9%
Total Operating Revenue	28,545,777	2,563,438	26,060,926	(2,484,851)	-8.7%
Non Operating Revenues:					
Capital Improvement Charge	2,396,200	191,061	2,292,728	(103,472)	-4.3%
Property Taxes*	1,916,938	29,601	1,916,938	-	0.0%
Water Standby/Availability Charge	203,000	0	203,000	-	0.0%
Water/Wastewater Capacity Charges	136,914	12,649	151,785	14,871	10.9%
Portfolio Interest**	207,356	24,002	288,024	80,668	38.9%
Pumping Charge	131,840	11,352	136,224	4,384	3.3%
Prop 84 & 50 Funds	0	0	0	-	0.0%
SRF Loan Proceeds	0	0	0	-	0.0%
CSI Rebate	0	0	0	-	0.0%
Facility Rents & Other Non Operating Revenues	173,055	17,049	204,584	31,529	18.2%
Total Non Operating Revenues	5,165,303	285,713	5,193,283	27,980	0.5%
*FY 16-17 Opening Balances (did not use Raftelis figures) **Portfolio interested as calculated on actual investments					
Total Budgeted Revenues	33,711,080	2,849,151	31,254,210	(2,456,870)	-7.3%
EXPENDITURES:					
Operating Expenses:					
AF Purchased Potable Water	9,223	1,270			
AF Produced Recycled Water	902	72			
	10,125	1,342			
Purchased Water Expense	13,228,586	1,268,663	10,661,037	(2,567,549)	-19.4%
MWD Readiness to Serve	405,267	29,766	357,192	-	-11.9%
CWA Infracture Access Charge	411,331	33,786	405,432	-	-1.4%
Production-Water Quality & Treatment	1,388,176	45,063	540,753	(847,423)	-61.0%
Distribution & Pumping	1,896,071	62,580	750,963	(1,145,108)	-60.4%
Customer Service	1,421,119	47,748	572,979	(848,140)	-59.7%
General Administration	5,094,194	223,815	2,685,774	(2,408,420)	-47.3%
Collection, Treatment & Disposal	2,731,560	167,700	2,012,398	(719,162)	-26.3%
Total Operating Expenses	26,576,304	1,879,121	17,986,528	(8,589,776)	-32.3%
Debt Service Expenses					
Red Mountain SRF	395,893	197,712	395,893	-	0.0%
WWTP SRF	1,845,746	0	1,845,746	-	0.0%
QECC Solar Debt	372,854	0	372,854	-	0.0%
CalPERS 17-18 Unfunded Actuarial Liability Lump Sum	572,652	572,652	572,652	-	0.0%
PARS	750,000		750,000	-	0.0%
Total Debt Service Expenses	3,937,145	770,364	3,937,145	-	0.0%
Net Revenue/(loss) From Operations and Debt Service	3,197,631	199,666	9,330,537	6,132,906	191.8%
Capital Project Expenses-completed and ongoing projects	8,395,283	234,928	2,819,136	(5,576,147)	-66.4%
NET REVENUES & EXPENDITURES	(5,197,652)	(35,262)	6,511,401	11,709,053	-225.3%
Estimated Reserves as of 7/1/17	11,349,777	14,988,998	14,988,998	3,639,221	32.1%
Estimated Reserves as of 6/30/18	6,152,125	14,953,737	21,500,399	15,348,274	249.5%

**Fallbrook Public Utility District
2017-18 Budget Overview-Through 07/31/17**

	2017-2018 Adopted Budget	2017-2018 Actual YTD	2017-18 Projected	Change from Projected to Adopted Budget
Labor Costs:				
Annual Wages	5,828,492	236,425.01	2,837,100	(2,991,392)
Direct Benefits:				
Medical/Dental/Vision	908,782	147,417	901,104	(7,678)
Other Post Employment Benefits (OPEB) contribution	150,000	0	150,000	-
Life Insurance/Long Term Disability	35,780	3,236	38,832	3,052
Uniforms/Safety Equipment	38,317	1,342	38,317	-
Auto Allowance & Rec Fund	18,700	279	3,346	(15,354)
Total Wages & Direct Benefits	6,980,071	388,699	3,968,699	(3,011,372)
Indirect Benefits:				
CalPERS/401A*	558,770	27,472	329,662	(229,108)
CalPERS Lump Sum Unfunded Liability Payment	572,652	572,652	572,652	-
CalPERS Side Fund Payoff**	585,000		585,000	-
CalPERS Unfunded Liability contribution	100,000	0	100,000	-
FICA/Social Security	426,321	17,628	211,536	(214,785)
Workers Comp Premiums	127,023	10,000	127,023	-
Other-Unemployment Insurance	0	0	0	-
**Reimburse Reserves for 6/30/14 Side Fund Payoff				-
***Actuarial Unfunded Liability of \$9.8M				-
Total Indirect Benefits	2,369,766	627,752	1,925,873	(443,893)
Total Wages and Fringe Benefits	9,349,837	1,016,451	5,894,572	(3,455,265)
*Employer Contribution 10.848% for Misc Members and 6.908% for PEPRA Members				
**Reimburse Reserves for 6/30/14 Side Fund Payoff Balance remaining is \$2,058,848 as of 6/30/17				
***Unfunded Actuarial Liability (UAL) of \$9.8M. This action prefunds a portion of the UAL into PARS				

7/31/2017

Treasurer's Warrant No. July

TO: Treasurer of the Fallbrook Public Utility District

The bills and claims listed below are approved as authorized by resolution no. 3538 of the Board of Directors dated July 8, 1985. You are hereby authorized and directed to pay said prospective claims in the amounts stated (less discounts in instances where discounts are allowed).

Payroll -7/17


Computer Check Register

Payroll #1	139,031.98
Payroll #2	<u>137,613.16</u>
	<u>276,645.14</u>

Accounts Payable

Checks by Date - Summary by Check Date

User: AnnaleceB
Printed: 8/3/2017 9:08 AM



Fallbrook Public Utility District

Purchasing Dept. Phone: (760) 728-1151, Fax: (760) 728-8491
Main Office Phone: (760) 728-1125, Fax: (760) 728-6029

Check No	Vendor No	Vendor Name	Check Date	Check Amount
ACH	00152	FPUD EMPL ASSOCIATION	07/05/2017	909.78
ACH	06758	US TREASURY - PAYROLL TAXES	07/05/2017	60,502.86
ACH	06759	STATE OF CA - PR TAXES	07/05/2017	8,372.73
ACH	06760	STATE OF CA - SDI	07/05/2017	1,912.96
ACH	06761	LINCOLN FINANCIAL GROUP	07/05/2017	6,187.84
ACH	06763	PERS - PAYROLL	07/05/2017	35,728.49
ACH	06758	US TREASURY - PAYROLL TAXES	07/05/2017	9,491.00
ACH	06759	STATE OF CA - PR TAXES	07/05/2017	1,896.02
ACH	06760	STATE OF CA - SDI	07/05/2017	263.27
ACH	06761	LINCOLN FINANCIAL GROUP	07/05/2017	2,500.00
75558	04949	ALLDATA	07/05/2017	1,616.25
75559	06020	BABCOCK & SONS, INC.	07/05/2017	455.00
75560	05615	BOOT WORLD INC.	07/05/2017	266.53
75561	06012	CALIFORNIA DEPT OF CSS	07/05/2017	231.00
75562	03978	CAMERON WELDING SUPPLY	07/05/2017	552.32
75563	06336	CAPITAL ONE COMMERCIAL	07/05/2017	1,480.64
75564	91131	CULTURA ENHANCING PLACE	07/05/2017	6,384.36
75565	05192	DIAMOND ENVIRONMENTAL SERVIC	07/05/2017	185.87
75566	91123	DIGITAL DEPLOYMENT, INC.	07/05/2017	550.00
75567	05853	DUKE'S ROOT CONTROL INC	07/05/2017	8,056.53
75568	01099	FALLBROOK IRRIGATION INC	07/05/2017	66.36
75569	01432	FERGUSON WATERWORKS #1083	07/05/2017	7,981.43
75570	05733	FIRST BANKCARD	07/05/2017	11,090.63
75571	05560	FRANCHISE TAX BOARD	07/05/2017	250.00
75572	06764	G & W TRUCK ACCESSORIES	07/05/2017	1,071.69
75573	00182	GLENNIE'S OFFICE PRODUCTS, INC	07/05/2017	80.32
75574	04958	GOSCH FORD TEMECULA	07/05/2017	541.44
75575	02170	GRAINGER, INC.	07/05/2017	158.06
75576	91172	INLAND KENWORTH (US) INC	07/05/2017	2,591.77
75577	91182	KENNEDY & ASSOCIATES	07/05/2017	180.00
75578	04926	KONICA MINOLTA PREMIER FINANCE	07/05/2017	3,944.27
75579	90924	LAW OFFICES OF STEPHEN V. LOPARJ	07/05/2017	1,470.00
75580	04638	LOWE'S CORPORATION	07/05/2017	1,458.43
75581	91029	MALLORY SAFETY AND SUPPLY CO	07/05/2017	2,133.76
75582	03306	McCALL'S METER SALES & SERVICE	07/05/2017	1,008.78
75583	06338	MYTHOS TECHNOLOGY INC	07/05/2017	481.76
75584	00718	NATIONWIDE RETIREMENT SOLUTIO	07/05/2017	2,018.07
75585	06298	ONESOURCE DISTRIBUTORS, LLC	07/05/2017	9.52
75586	91144	PACIFIC LIFT AND EQUIPMENT COMP	07/05/2017	1,635.56
75587	01267	PACIFIC PIPELINE	07/05/2017	21,503.32
75588	00215	PETTY CASH	07/05/2017	42.90
75589	91180	LARRY POTERMAN	07/05/2017	414.88
75590	91077	RED WING SHOE STORE	07/05/2017	212.59
75591	05796	SAN DIEGO COUNTY SHERIFF	07/05/2017	390.50
75592	00231	SAN DIEGO COUNTY WATER AUTH	07/05/2017	1,219,548.40
75593	00232	SAN DIEGO GAS & ELECTRIC	07/05/2017	24,219.17
75594	05403	SAN DIEGO UNION-TRIBUNE CO.	07/05/2017	196.00

Check No	Vendor No	Vendor Name	Check Date	Check Amount
75595	00621	TERRA TECHNOLOGY ENGINEERING	07/05/2017	528.80
75596	00771	KATHLEEN A. WALTERS	07/05/2017	387.56
75597	06238	AUSTIN WENDT	07/05/2017	60.02
75598	06256	MARYLOU WEST	07/05/2017	36.85
75599	06231	WESTERN WATER WORKS SUPPLY CC	07/05/2017	1,376.51
75600	91100	WESTIN ENGINEERING, INC.	07/05/2017	8,400.00
75601	02570	CHERYL WILLIAMS	07/05/2017	508.50
Total for 7/5/2017:				1,463,541.30
75602	00101	ACWA JPIA	07/12/2017	80,413.82
75603	00805	ACWA/JOINT POWERS INS.	07/12/2017	25,635.87
75604	91166	ARIZONA TILE LLC	07/12/2017	314.91
75605	06696	AT & T MOBILTY	07/12/2017	55.32
75606	05088	AT&T	07/12/2017	853.41
75607	02713	AWWA CAL-NEV SECTION	07/12/2017	55.00
75608	06020	BABCOCK & SONS, INC.	07/12/2017	480.00
75609	05615	BOOT WORLD INC.	07/12/2017	252.42
75610	06402	BRIAN BRADY	07/12/2017	76.05
75611	03134	CALIFORNIA WATER ENVIRONMENT.	07/12/2017	260.00
75612	04178	CALOLYMPIC SAFETY CO., INC.	07/12/2017	274.28
75613	03978	CAMERON WELDING SUPPLY	07/12/2017	246.20
75614	06336	CAPITAL ONE COMMERCIAL	07/12/2017	37.98
75615	01719	MICKEY M. CASE	07/12/2017	60.00
75616	03205	CITY OF OCEANSIDE	07/12/2017	1,552.86
75617	01657	CLAIREMONT EQUIPMENT CO	07/12/2017	38.21
75618	UB*00075	ASPLUNDH CONSTRUCTION CORP	07/12/2017	972.35
75619	00370	CROP PRODUCTION SERVICES, INC.	07/12/2017	2,620.81
75620	06169	CS-ASSOCIATED MUNICIPAL SALES C	07/12/2017	5,583.71
75621	06299	D & H WATER SYSTEMS, INC	07/12/2017	10,047.60
75622	05180	NOELLE DENKE	07/12/2017	89.05
75623	06551	DEPT OF FORESTRY & FIRE PROTECT	07/12/2017	228.62
75624	05192	DIAMOND ENVIRONMENTAL SERVIC	07/12/2017	329.45
75625	03087	MARCELLA M. EILERS	07/12/2017	495.20
75626	09523	FALLBROOK EQUIP RENTALS	07/12/2017	3,818.86
75627	01099	FALLBROOK IRRIGATION INC	07/12/2017	45.77
75628	00169	FALLBROOK OIL COMPANY	07/12/2017	4,566.96
75629	01432	FERGUSON WATERWORKS #1083	07/12/2017	4,758.61
75630	05559	FRY'S ELECTRONICS	07/12/2017	64.63
75631	02170	GRAINGER, INC.	07/12/2017	9,943.76
75632	02767	GRANGETTO FARM & GARDEN SUPPI	07/12/2017	51.29
75633	06457	GRAYBAR ELECTRIC COMPANY INC	07/12/2017	2,855.20
75634	05970	GRISWOLD INDUSTRIES	07/12/2017	14,935.05
75635	02773	HDS WHITE CAP CONST SUPPLY	07/12/2017	3,566.49
75636	03276	HOME DEPOT CREDIT SERVICES	07/12/2017	3,139.92
75637	UB*00068	ICON BUILDING SUPPLIES INC	07/12/2017	53.27
75638	UB*00077	ICON BUILDING SUPPLIES INC	07/12/2017	1,068.41
75639	06577	INFOSEND INC	07/12/2017	2,639.38
75640	05255	INLAND WATER WORKS SUPPLY CO.	07/12/2017	6,965.00
75641	06463	IOTUM INC.	07/12/2017	1.82
75642	04027	JOES HARDWARE	07/12/2017	1,197.69
75643	05401	JOE'S PAVING	07/12/2017	18,926.45
75644	03299	KAMAN INDUSTRIAL TECHNOLOGIE:	07/12/2017	382.52
75645	03765	LENNIHAN LAW	07/12/2017	5,668.35
75646	03322	LIGHTHOUSE AUTOMOTIVE	07/12/2017	628.94
75647	06156	LOMACK SERVICE CORPORATION	07/12/2017	444.00
75648	06123	MACIAS GINI & O'CONNELL	07/12/2017	18,750.00

Check No	Vendor No	Vendor Name	Check Date	Check Amount
75649	91029	MALLORY SAFETY AND SUPPLY CO	07/12/2017	1,176.03
75650	06593	MEDORA CORPORATION	07/12/2017	9,066.35
75651	90932	NAPA AUTO PARTS	07/12/2017	941.80
75652	03201	NATIONAL SAFETY COMPLIANCE INC	07/12/2017	872.53
75653	90955	NEWest CONSTRUCTION	07/12/2017	40,612.50
75654	06298	ONESOURCE DISTRIBUTORS, LLC	07/12/2017	2,676.39
75655	01267	PACIFIC PIPELINE	07/12/2017	16,930.86
75656	05033	PACKARD GOVERNMENT AFFAIRS	07/12/2017	5,000.00
75657	00216	PINE TREE LUMBER	07/12/2017	33.92
75658	03137	GARY PITTS	07/12/2017	530.55
75659	91136	DUANE RULE	07/12/2017	300.00
75660	05636	SAM'S CLUB	07/12/2017	1,485.99
75661	03738	SAN DIEGO COUNTY SUPERINTENDE	07/12/2017	677.00
75662	00231	SAN DIEGO COUNTY WATER AUTH	07/12/2017	13,408.00
75663	00232	SAN DIEGO GAS & ELECTRIC	07/12/2017	3,311.00
75664	06401	SONSRAY MACHINERY LLC	07/12/2017	249.24
75665	90929	SOUTHWEST ANSWERING SERVICE, I	07/12/2017	730.24
75666	00159	SUPERIOR READY MIX	07/12/2017	681.58
75667	06378	TALLEY INC	07/12/2017	1,766.66
75668	06735	TCN, INC.	07/12/2017	93.57
75669	05883	TESTAMERICA LABORATORIES, INC.	07/12/2017	799.61
75670	00724	UNDERGROUND SERVICE ALERT	07/12/2017	352.50
75671	06005	UNIFIRST CORP.	07/12/2017	800.84
75672	00458	VERIZON WIRELESS	07/12/2017	772.57
75673	04290	VILLAGE NEWS, INC.	07/12/2017	495.00
75674	05391	VISTA IRRIGATION DISTRICT	07/12/2017	350.00
75675	UB*00076	DOCS WATER	07/12/2017	777.64
75676	06231	WESTERN WATER WORKS SUPPLY CC	07/12/2017	13,935.84
75677	02570	CHERYL WILLIAMS	07/12/2017	229.50

Total for 7/12/2017:

354,503.20

ACH	00152	FPUD EMPL ASSOCIATION	07/19/2017	905.78
ACH	06758	US TREASURY - PAYROLL TAXES	07/19/2017	59,315.96
ACH	06759	STATE OF CA - PR TAXES	07/19/2017	8,527.14
ACH	06760	STATE OF CA - SDI	07/19/2017	1,863.43
ACH	06761	LINCOLN FINANCIAL GROUP	07/19/2017	5,716.48
ACH	06763	PERS - PAYROLL	07/19/2017	35,389.38
75686	06323	ADVANCED COMMUNICATION SYSTE	07/19/2017	495.90
75687	04995	AMERICAN MESSAGING	07/19/2017	175.28
75688	05778	AQUATIC BIOASSAY AND CONSULTIN	07/19/2017	945.00
75689	06020	BABCOCK & SONS, INC.	07/19/2017	322.50
75690	06375	CALGON CARBON CORPORATION	07/19/2017	317.86
75691	06012	CALIFORNIA DEPT OF CSS	07/19/2017	231.00
75692	04178	CALOLYMPIC SAFETY CO., INC.	07/19/2017	996.69
75693	06318	ANTONIO CAMPOS	07/19/2017	100.00
75694	06676	CAROLLO ENGINEERS, INC	07/19/2017	1,530.25
75695	91174	COASTAL FLANGE, INC.	07/19/2017	6,290.00
75696	02176	CORELOGIC SOLUTIONS, LLC	07/19/2017	225.00
75697	05953	CORODATA RECORDS MANAGEMENT	07/19/2017	512.48
75698	06675	CORODATA SHREDDING, INC	07/19/2017	54.50
75699	00425	C/O VALLECITOS WATER DISTRICT C	07/19/2017	25.00
75700	02925	DATA NET SOLUTIONS	07/19/2017	2,329.25
75701	02901	DAVID DEEM	07/19/2017	1,161.59
75702	06346	FALLBROOK FERTILIZER FEED AND F	07/19/2017	10.63
75703	01099	FALLBROOK IRRIGATION INC	07/19/2017	233.09
75704	00170	FALLBROOK WASTE & RECYCLING	07/19/2017	549.70

Check No	Vendor No	Vendor Name	Check Date	Check Amount
75705	05560	FRANCHISE TAX BOARD	07/19/2017	250.00
75706	06286	GARDA CL WEST, INC.	07/19/2017	228.46
75707	02170	GRAINGER, INC.	07/19/2017	1,924.34
75708	03299	KAMAN INDUSTRIAL TECHNOLOGIE	07/19/2017	265.50
75709	05194	LESLIE'S SWIMMING POOL SUPPLIES	07/19/2017	3,081.43
75710	01782	JEFF MARCHAND	07/19/2017	2,500.00
75711	91104	RAFTELIS FINANCIAL CONSULTANTS	07/19/2017	7,673.75
75712	04075	RAYNE WATER SYSTEMS	07/19/2017	125.00
75713	06552	SANDIA CREEK ROAD COMMITTEE	07/19/2017	60.00
75714	00236	SCRAPPYS	07/19/2017	292.43
75715	04434	SNAP ON TOOLS	07/19/2017	1,287.61
75716	00159	SUPERIOR READY MIX	07/19/2017	754.58
75717	UB*00078	WARNER FAMILY TRUST	07/19/2017	155.42
75718	00458	VERIZON WIRELESS	07/19/2017	666.17
75719	06231	WESTERN WATER WORKS SUPPLY CC	07/19/2017	1,312.71
75720	91100	WESTIN ENGINEERING, INC.	07/19/2017	4,085.16
75721	02570	CHERYL WILLIAMS	07/19/2017	432.00
Total for 7/19/2017:				153,318.45
75722	01460	AFLAC	07/26/2017	1,627.11
75723	UB*00079	ALDO & MARIA ALVIDRES	07/26/2017	197.97
75724	06578	AZTEC TECHNOLOGY CORPORATION	07/26/2017	4,283.06
75725	06235	JACK BEBEE	07/26/2017	132.68
75726	02743	BEST BEST & KRIEGER	07/26/2017	11,988.28
75727	04408	DEVIN CASTEEL	07/26/2017	18.21
75728	03205	CITY OF OCEANSIDE	07/26/2017	1,538.45
75729	05714	COUNTY OF SD DEPT PUBLIC WORKS	07/26/2017	83.00
75730	05192	DIAMOND ENVIRONMENTAL SERVIC	07/26/2017	185.87
75731	04425	DOMINICK'S SANDWICHES	07/26/2017	38.19
75732	04794	DSR/DOOR SERVICE & REPAIR, INC.	07/26/2017	206.50
75733	03087	MARCELLA M. EILERS	07/26/2017	159.10
75734	06303	EXECUTIVE LANDSCAPE INC.	07/26/2017	417.50
75735	09517	GENCO	07/26/2017	70.04
75736	02170	GRAINGER, INC.	07/26/2017	723.58
75737	02767	GRANGETTO FARM & GARDEN SUPPI	07/26/2017	144.17
75738	05380	HACH CO	07/26/2017	1,538.14
75739	06577	INFOSEND INC	07/26/2017	1,491.80
75740	91172	INLAND KENWORTH (US) INC	07/26/2017	1,369.76
75741	06699	INTER-LINGUA, LLC	07/26/2017	60.00
75742	06267	J2 GLOBAL IRELAND LIMITED	07/26/2017	59.91
75743	06380	JANI-KING OF CALIFORNIA, INC - SAI	07/26/2017	2,117.39
75744	05505	TODD JESTER	07/26/2017	1,310.45
75745	90953	JR FILANC CONSTRUCTION CO., INC.	07/26/2017	22,420.00
75746	06479	KNOCKOUT PEST CONTROL & TERMI	07/26/2017	625.00
75747	91130	LINCOLN NATIONAL LIFE INSURANC	07/26/2017	3,236.72
75748	90887	LLOYD PEST CONTROL	07/26/2017	198.00
75749	06123	MACIAS GINI & O'CONNELL	07/26/2017	3,500.00
75750	06633	MAINTENANCE CONNECTION INC	07/26/2017	756.20
75751	06338	MYTHOS TECHNOLOGY INC	07/26/2017	2,750.89
75752	00718	NATIONWIDE RETIREMENT SOLUTIO	07/26/2017	2,018.07
75753	06298	ONESOURCE DISTRIBUTORS, LLC	07/26/2017	1,363.47
75754	02759	PACIFIC SAFETY CENTER	07/26/2017	280.00
75755	02283	PETERS PAVING & GRADING	07/26/2017	1,875.00
75756	91007	PFM ASSET MANGEMENT LLC	07/26/2017	1,185.15
75757	03930	ROYAL WHOLESALE ELECTRIC	07/26/2017	3,496.56
75758	04903	SAN DIEGO COUNTY AUDITOR & CON	07/26/2017	20,594.59

Check No	Vendor No	Vendor Name	Check Date	Check Amount
75759	00250	TRY ENTERPRISES	07/26/2017	2,545.00
75760	06005	UNIFIRST CORP.	07/26/2017	396.69
75761	04330	UNION BANK	07/26/2017	1,341.00
75762	04290	VILLAGE NEWS, INC.	07/26/2017	1,800.00
75763	06256	MARYLOU WEST	07/26/2017	82.68
75764	02570	CHERYL WILLIAMS	07/26/2017	607.50
Total for 7/26/2017:				100,833.68
Report Total (215 checks):				2,072,196.63



Brian J. Brady

General Manager

Fallbrook Public Utility District

Reimbursement to Board and Staff Members \$100.00 or more (July 1st 2016 to June 30th 2017)

Employee	Date	Description	Amount
Bebee, Jack	7/26/2016	AWWA Conference	\$ 1,578.30
Bebee, Jack	12/21/2016	Employee Discretionary Fund Dept 2 2016	\$ 137.99
Bebee, Jack	2/22/2017	Utility Management Conference	\$ 655.01
Bebee, Jack	6/21/2017	AWWA Annual Conference	\$ 1,179.25
Bebee, Jack	6/21/2017	Uniform Pants	\$ 169.90
Bebee, Jack	6/21/2017	AWWA Registration	\$ 1,110.00
Brady, Brian	9/14/2016	NC General Managers Meeting	\$ 101.52
Brady, Brian	11/9/2016	Colorado River Seminar	\$ 131.00
Brady, Brian	11/9/2016	ACWA Board Distict Meeting	\$ 153.06
Brady, Brian	11/16/2016	Phone Reimbursement July - Nov	\$ 366.04
Brady, Brian	4/12/2017	Cell phone/Surface Usage Dec to Mar 2017	\$ 275.33
Brady, Brian	4/19/2017	ACWA Summit Board Meeting	\$ 125.60
Brady, Brian	5/24/2017	Meeting Board Pres and Managers	\$ 100.45
Brady, Brian	5/31/2017	Cell and Laptop Service Reimbursement	\$ 184.02
Brady, Brian	6/7/2017	ACWA Board of Directors Meeting	\$ 401.93
Brown, Craig	9/28/2016	Tri-State 2016	\$ 833.86
Casteel, Devin	3/9/2017	Employee Discretionary Fund 2017	\$ 104.09
Cavender, Jason	10/19/2016	AWWA Membership	\$ 225.00
Davis, Jamison	4/26/2017	EOQ award	\$ 100.00
Davis, Jamison	5/24/2017	C/A Valve School Education	\$ 166.49
Deem, David	7/7/2016	Employee Discretionary Fund Dept 8 2016	\$ 188.42
Deem, David	7/7/2016	CWEA Conf & Cert Renewal	\$ 136.00
Deem, David	7/7/2016	CWEA Conf & Cert Renewal	\$ 1,025.59
Deem, David	7/27/2016	CWEA Conf & Cert Renewal	\$ 1,075.59
Deem, David	7/26/2017	CWEA Conf & Cert Renewal	\$ 132.00
Deem, David	4/26/2017	Employee Discretionary Fund Dept 3 2017	\$ 187.26
Deem, David	5/10/2017	CWEA Annual Conference	\$ 631.51
Denke, Noelle	9/14/2016	Mileage	\$ 101.63
Denke, Noelle	12/14/2016	Reimbursement items for Save Water Calendar	\$ 355.80
Denke, Noelle	6/7/2017	Mileage	\$ 116.79
Develle, Soleil	11/2/2016	AWWA Conference	\$ 196.86
Drake, Kyle	7/7/2016	Reimburse Plants for Fence Line Landscape Plant	\$ 125.00
Drake, Kyle	9/28/2016	Tri-state 2016	\$ 679.21
Drake, Kyle	6/21/2017	Employee Discretionary Fund Dept 3	\$ 119.81
Eilers, Marcella	11/23/2016	Phone Reimbursement	\$ 525.00
Eilers, Marcella	5/24/2017	Legal Service July & Aug 2016	\$ 858.50
Eilers, Marcella	6/21/2017	Reimbursement retirement & years of serv award	\$ 937.93

Evans, Jeff	2/9/2017 Cross Connections Training	\$ 2,619.74
Graham, Brett	9/7/2016 Reimbursement D3 Cert	\$ 190.00
Graham, Brett	2/1/2017 T3 Cert and Test	\$ 190.00
Graham, Brett	5/17/2017 CIA Val Training	\$ 255.31
Hamilton, Chris	1/12/2017 Tuition Reimbursement	\$ 520.32
Hamilton, Chris	2/9/2017 ISA Instrumentation/Control Training	\$ 331.96
Hamilton, Chris	6/14/2017 Intro Computer Information Training	\$ 397.88
Iliev, Nikolay	2/16/2017 WWTP3 Cert	\$ 300.00
Jester, Todd	7/19/2016 ESRI Conference	\$ 1,397.03
Jester, Todd	2/21/2016 Reimbursement For EOQ	\$ 100.00
Johnson, Joye	6/7/2017 Training BackFlow	\$ 372.25
Lange, Todd	7/7/2016 Employee Discretionary Fund Dept 5 2016	\$ 156.59
Lange, Todd	7/27/2016 Cell Phone reimbursement Jan to June 2016	\$ 360.00
Lange, Todd	1/12/2017 Cell Phone reimbursement July to Dec 2016	\$ 360.00
Lange, Todd	1/26/2017 Employee Discretionary Fund Dept 5 2017	\$ 173.47
Lange, Todd	6/7/2017 Cell Phone Reimbursement Jan to July 2017	\$ 360.00
Potter, Debra	10/5/2016 Tri State 2016	\$ 696.68
Ragsdale, Larry	4/16/2017 Management & Employee QRTLY Meeting	\$ 107.88
Ragsdale, Larry	5/8/2017 Safety Award Luncheon	\$ 768.49
Rule, Duane	3/9/2017 Reimbursement IPMA Meetings, Mileage	\$ 106.64
Rule, Duane	4/12/2017 Cell Phone 9/22 to 3/21/17	\$ 360.00
Stagg, David	5/31/2017 Cert Exam Reimbursement	6/28/1900
Stamper, Kevin	2/22/2017 CLA Val Training	\$ 163.14
Tanner, Richard	11/9/2016 10 Year of Service	\$ 100.00
Theodore, Tedd	10/5/2016 Tri-state 2016	\$ 309.53
Toma, Orneen	5/10/2017 CWEA Annual Conference	\$ 698.91
Walters, Jared	8/11/2016 FY 15-16 Ed Reimbursement	\$ 116.68
Walters, Jared	2/22/2017 CLA Val Training	\$ 163.14

Status of Key Capital Projects

Donnil PS Emergency Generator

Awarded Construction Cost	\$139,900
Change Orders	\$ -
Total Cost	\$ 139,900.00
Total Completed	\$ 42,750.00
Percent Complete	31%
End Date	8/24/2017
Days Added	
Funding Source	Water Capital

Beaver Creek Pipeline Replacement

Awarded Construction Cost (Pending Approval)	\$ 1,446,000.00
Change Orders*	\$ 20,767.17
Total Cost	\$ 1,446,000.00
Total Completed	\$ 1,388,524.00
Percent Complete	96%
End Date	12/25/2016
Days Added	6
Funding Source	Water Capital
*Final Change Order Pending	

Vista Del Rio 30-14 Inch Connection

Awarded Construction Cost	\$148,000
Change Orders	\$ -
Total Cost	\$ 148,000.00
Total Completed	\$ 148,000.00
Percent Complete	100%
End Date	8/4/2017
Days Added	
Funding Source	Water Capital

Pheasant Run Pipeline Replacement

Awarded Construction Cost	Project In Design
Change Orders*	
Total Cost	
Total Completed	
Percent Complete	
End Date	
Days Added	
Funding Source	

SMRCUP Design

Awarded Design Cost*	\$ 3,205,140.00
Contract Ammendments	\$ 2,619.00
Total Cost	\$ 3,207,759.00
Total Completed	\$2,431,431
Percent Complete**	76%
End Date	4/1/2017
Days Added	0
* Only Preliminary Design and Design Task was Authorized for \$2,433,846	
**Authorized Tasks Completed (Design Complete)	
Funding Source	Prop 50 Grant: \$2.4 Million Balance Water Capital

N. Brandon and E. Alvarado Sewer Replacement

Awarded Construction Cost	\$ 1,379,000.00
Change Orders	
Total Cost	\$ 1,379,000.00
Total Completed	\$ 10,000.00
Percent Complete	1%
End Date	2/3/2018
Days Added	
Funding Source	Wastewater Capital

8 MG Tank Recoating

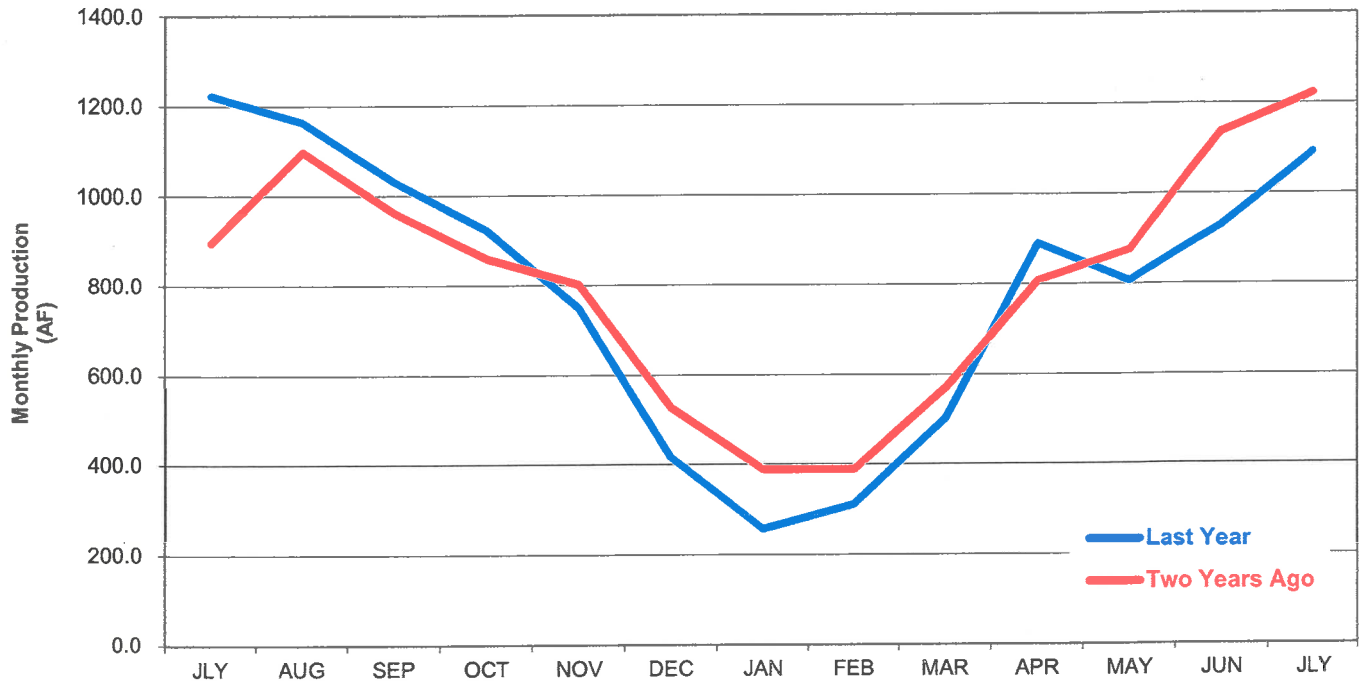
Awarded Construction Cost*	\$804,060
Change Orders	\$ -
Total Cost	\$ 804,060.00
Total Completed	\$ -
Percent Complete	0%
End Date	
Days Added	
Funding Source	Water Capital

*Pending Board Approval

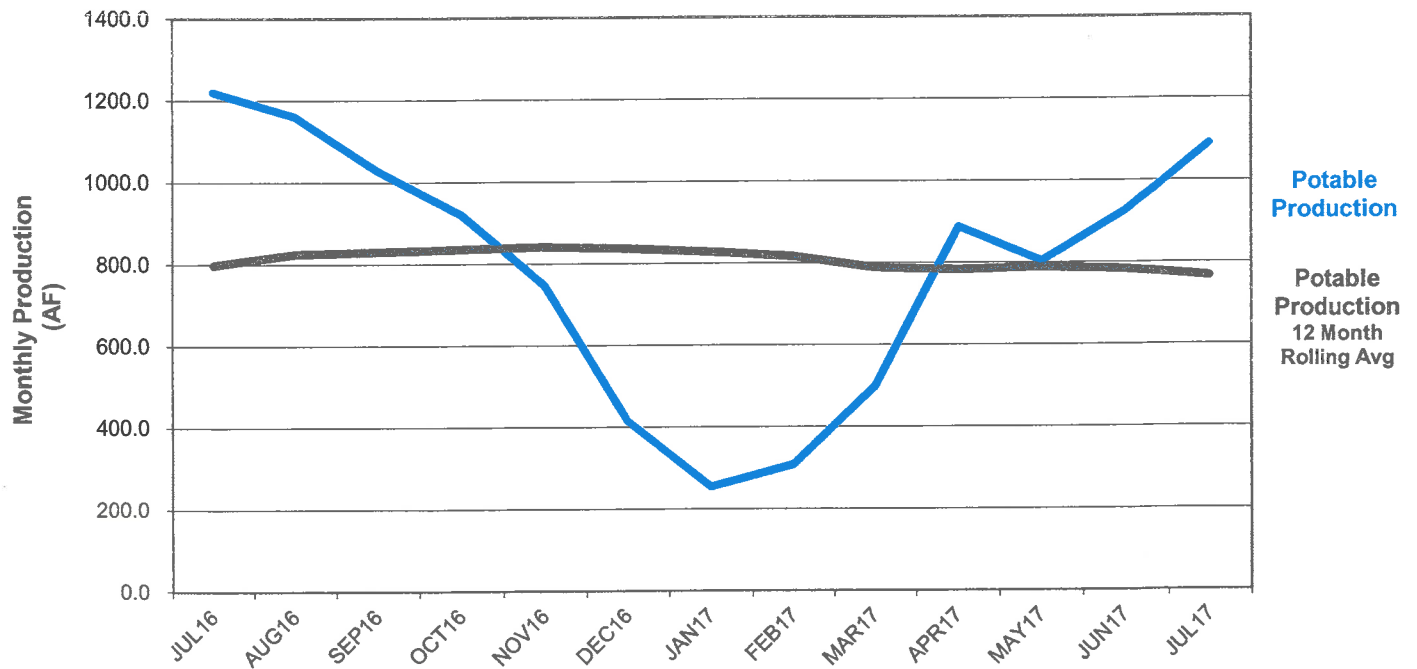
24" FB3 Pipleine Replacement Under I-15

Awarded Construction Cost	Project In Design
Change Orders*	
Total Cost	
Total Completed	
Percent Complete	
End Date	
Days Added	
Funding Source	

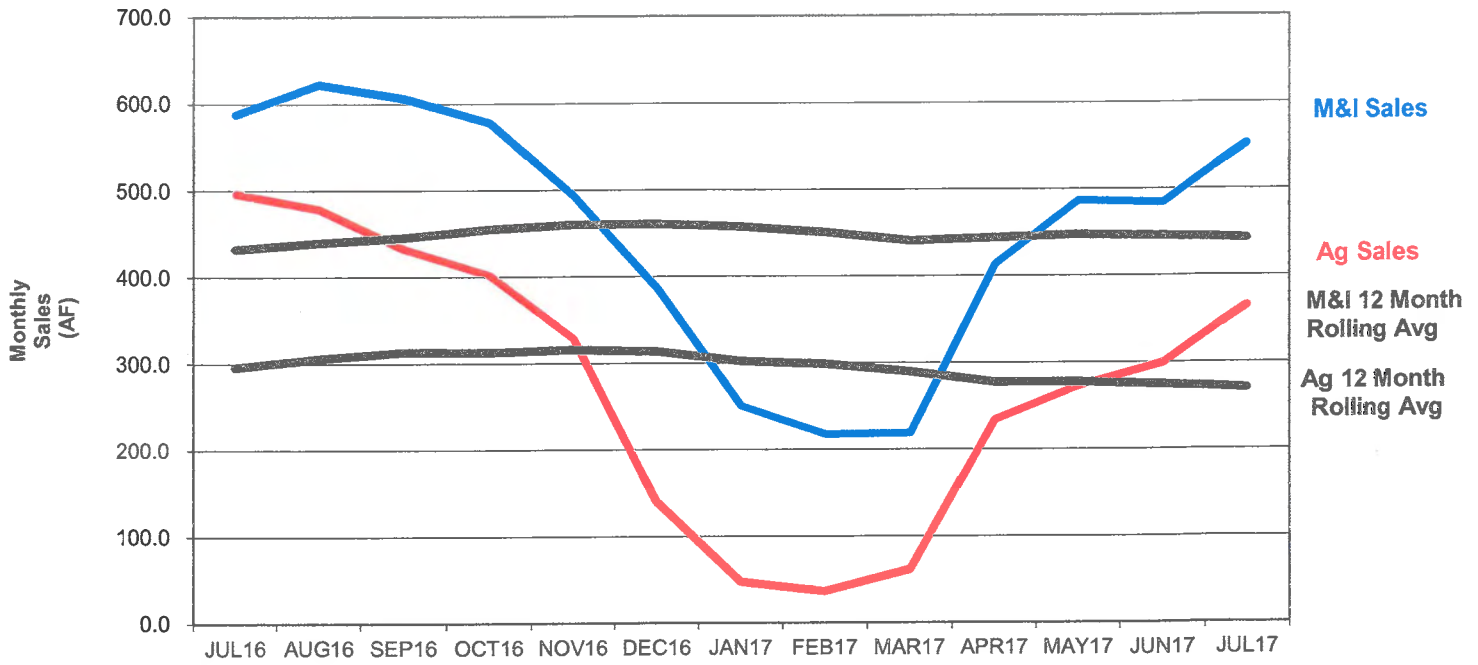
Fallbrook Public Utility District Annual Production



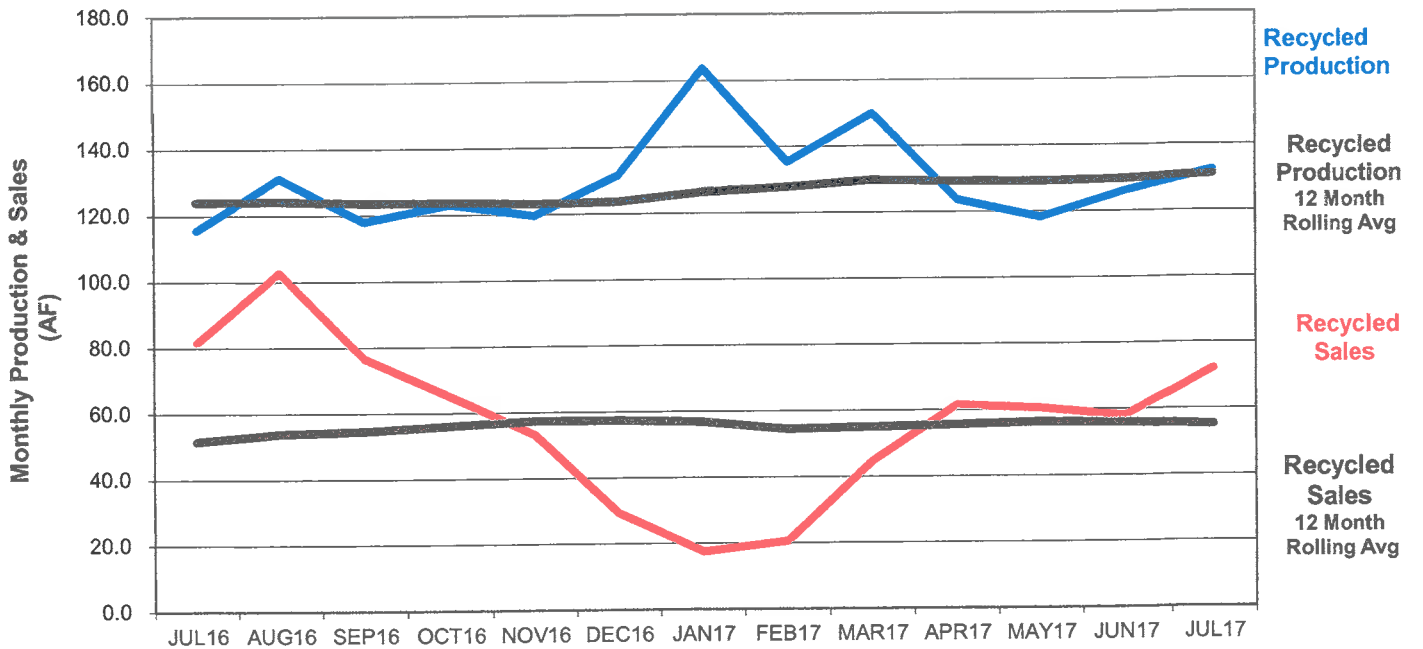
Fallbrook Public Utility District Total Potable Production



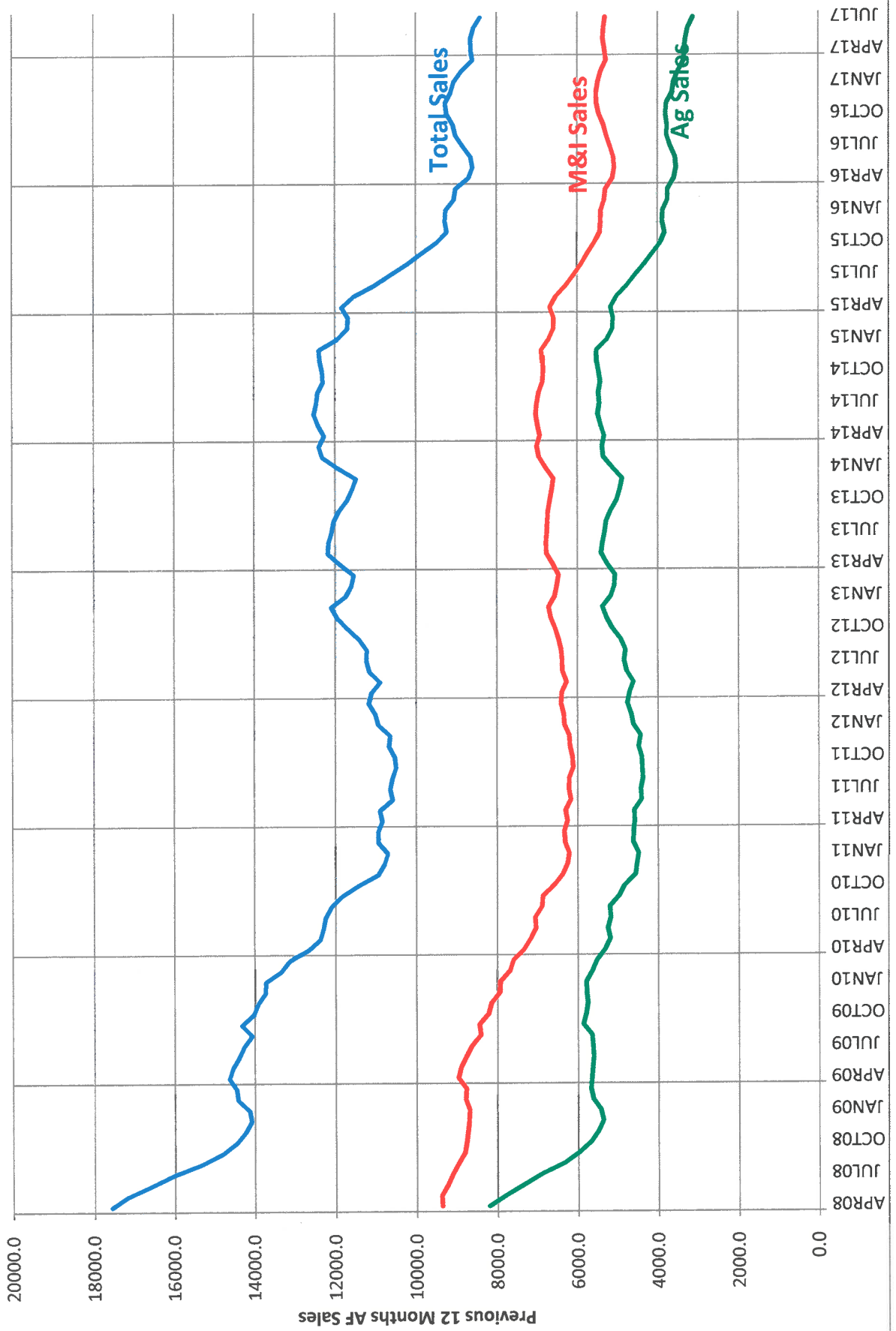
Fallbrook Public Utility District Ag and M&I Sales



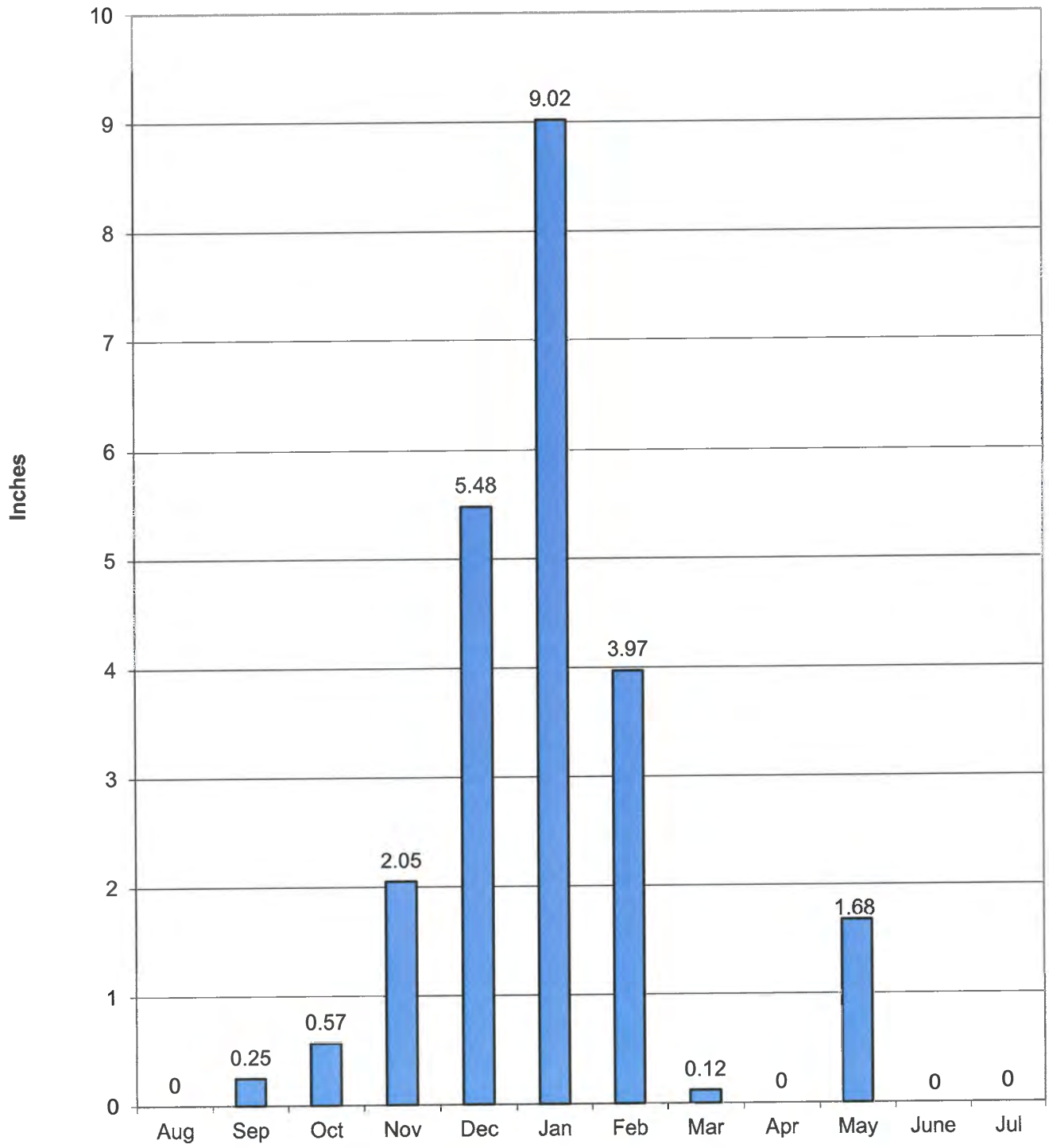
Fallbrook Public Utility District Recycled Water Production & Sales



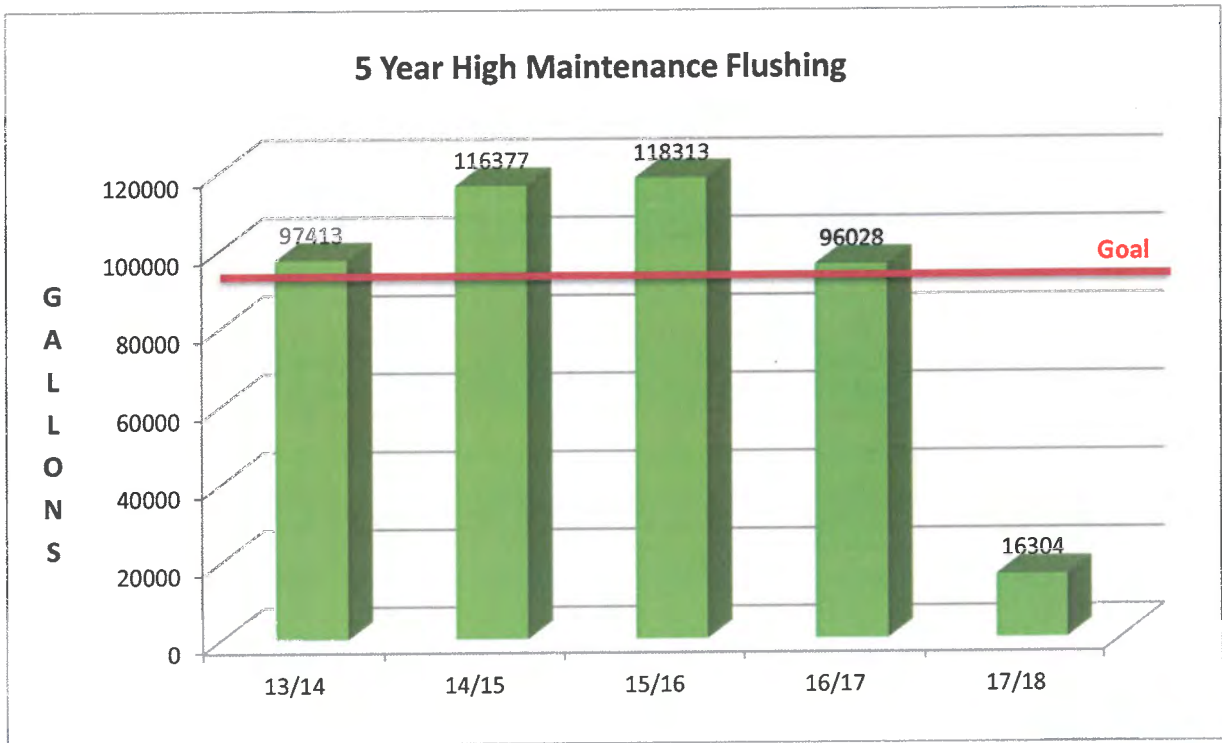
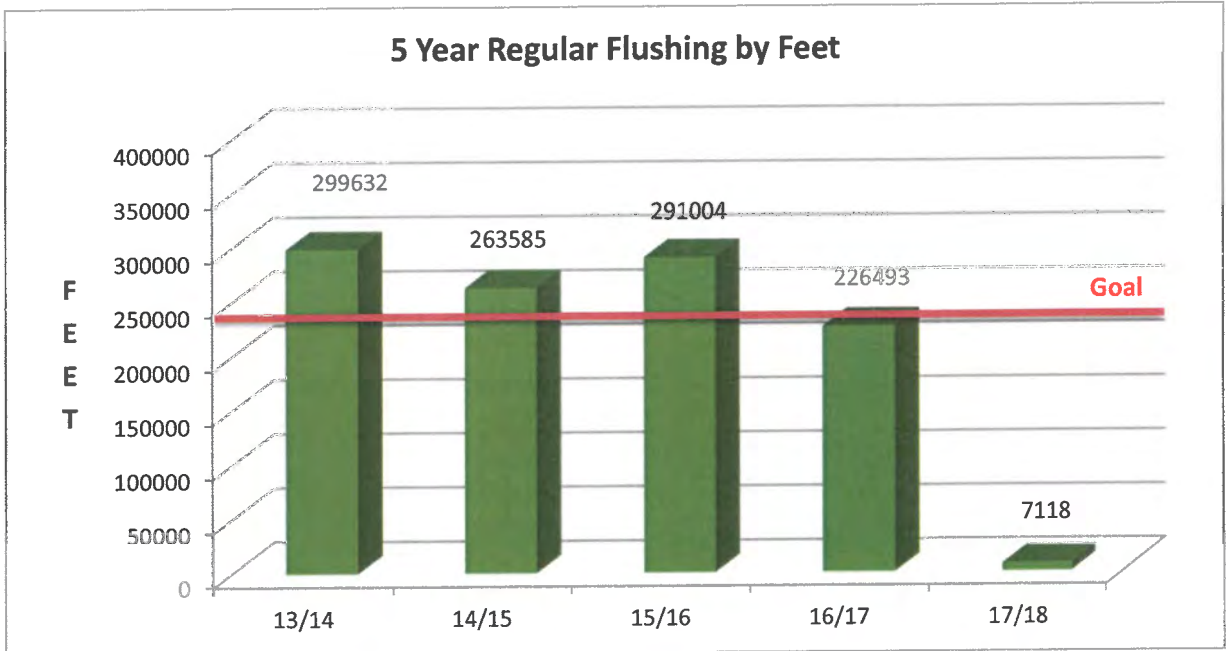
FPUD 12 Month Running Water Sales



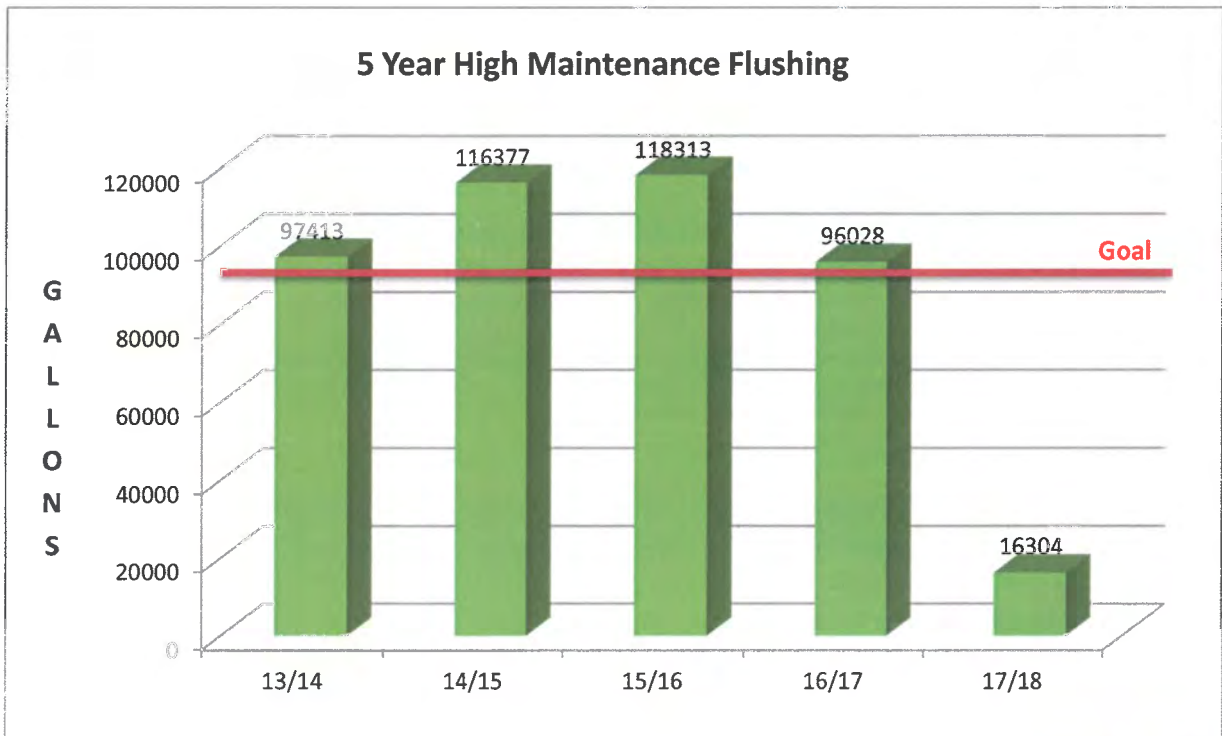
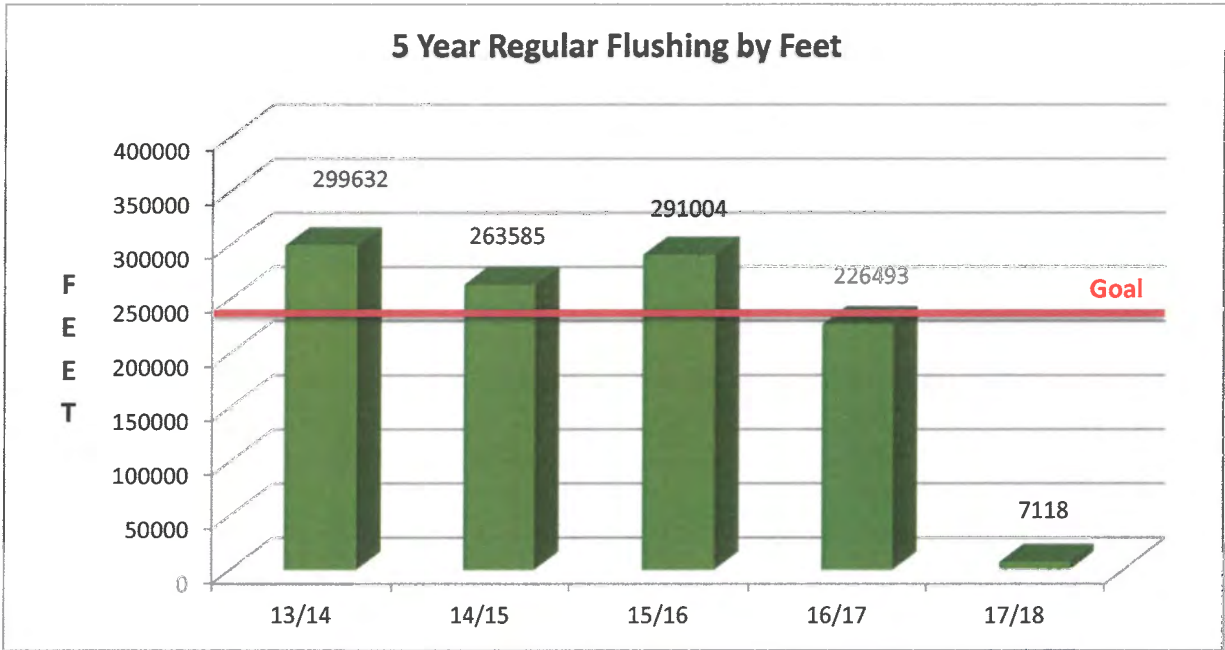
Fallbrook Rainfall In The Last 12 Months



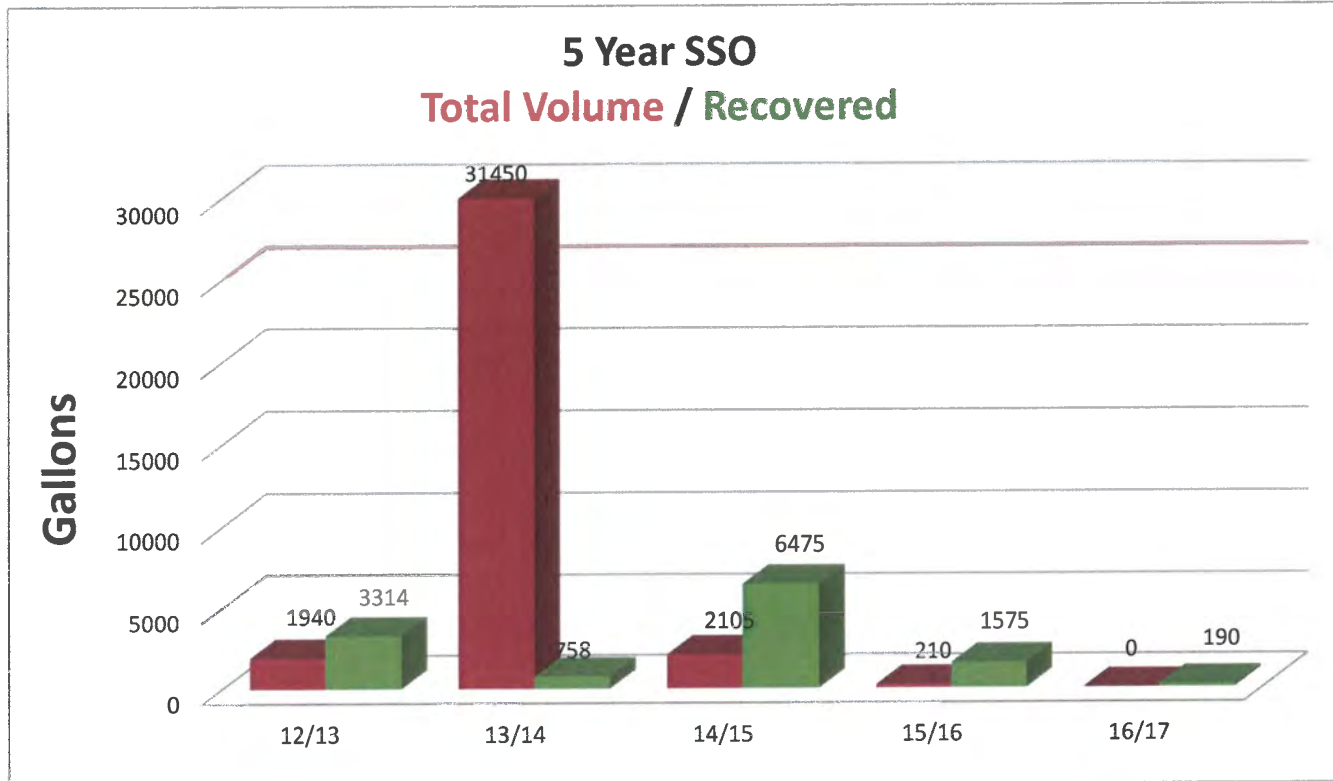
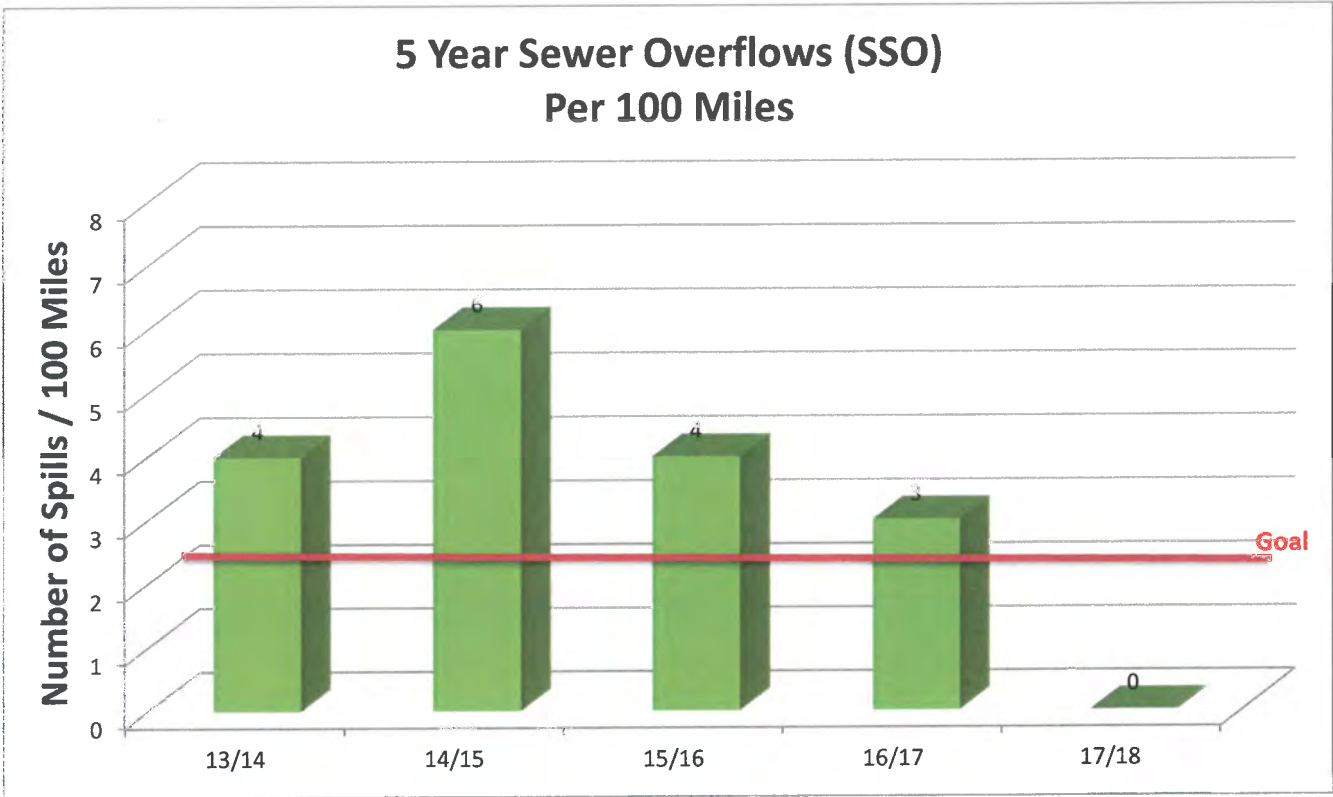
COLLECTION MONTHLY REPORT



COLLECTION MONTHLY REPORT

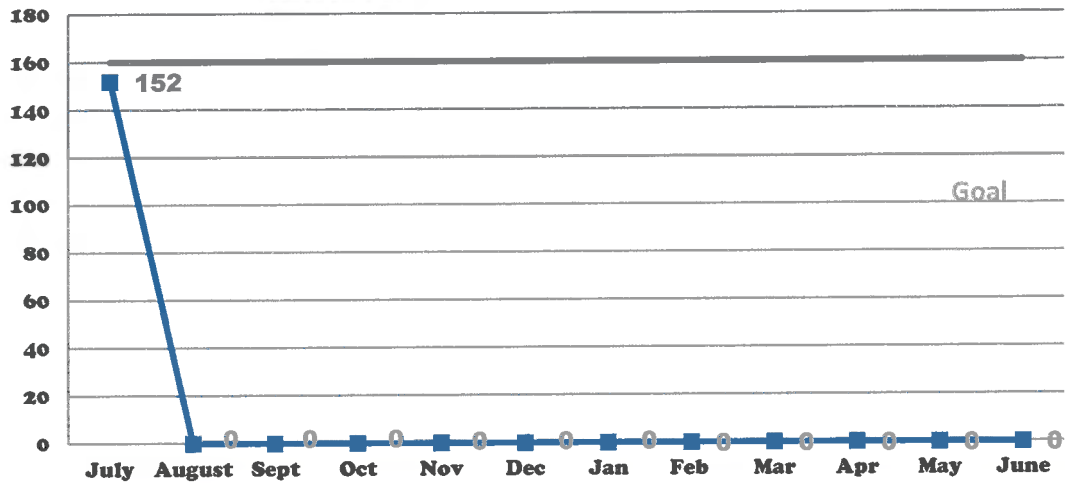


COLLECTION MONTH REPORT



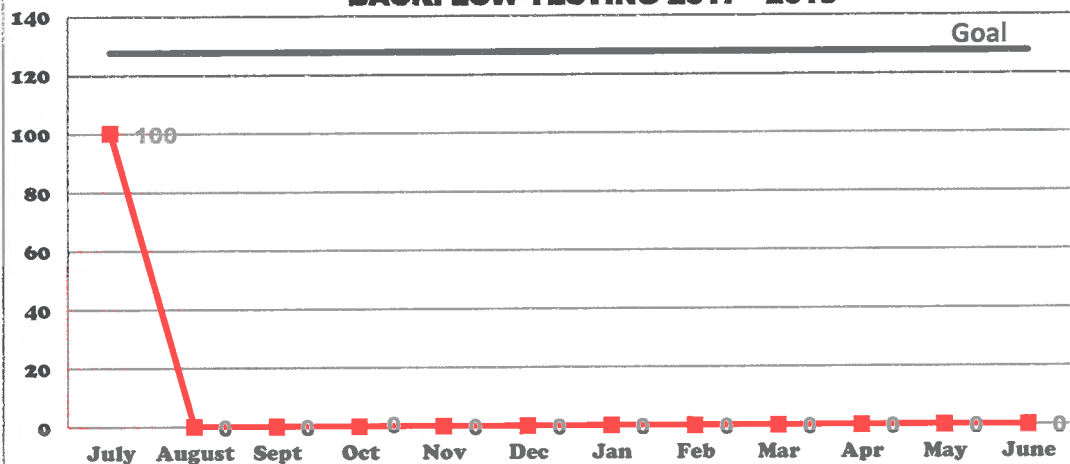
**DEPT 5
MONTHLY REPORTS**

METER EXCHANGE PROGRAM 2017 - 2018



TOTAL # METERS TO EXCHANGE: 1920
TOTAL # METERS EXCHANGED: 152
METERS LEFT TO EXCHANGE: 1768
PERCENTAGE REMAINING 92.08%

BACKFLOW TESTING 2017 - 2018



TOTAL TESTED GOAL: 1505
TOTAL TESTED TO DATE: 100
TOTAL NUMBER OF DEVICES ON STAND BY: 126
DEVICES REMAINING TO TEST: 1279
PERCENTAGE REMAINING 84.98%

System Operations Report - July 2017

Item	July-17	Year to Date
Valve Exercising Goal	189	1323
Valves Exercised	66	847
Percentage Complete	34.9%	64.0%
Valves Replaced	7	89
Broken Valves Identified in System	4	302
Main Line leaks	2	20
Service Line Leaks	2	12
Approx. Gallons Lost Flushing	33,500	339,325
Approx. Gallons Lost to Leaks	165,410	1,079,460
Sewer Leaks	0	0



FALLBROOK PUBLIC UTILITY DISTRICT
BOARD OF DIRECTORS

DIRECTOR'S REPORT OF CONFERENCE / MEETING ATTENDANCE

Director Name: Jennifer De Meo

Name & Location of Function: COWU Monthly Breakfast Mtg
Stoneridge Country Club, Poway CA

Date(s) of Attendance: Tues, August 15

Purpose of Function: Education

Sponsoring Organization: Vallejo Water Dist / COWU

Summary of Conference or Meeting:

Tom Scaglione presented an
innovation in water pricing.
It was interesting to see the
need for differing rate structures
for each agency need. Good meeting.

Director Signature: [Handwritten Signature]

Date: 8/15/2017

The Administrative Code requires reports of conferences or meetings for which a director requests per diem or expense reimbursement. Reports must be submitted to the secretary no later than one (1) week prior to the board meeting.

Reports must be submitted before the District will pay per diem or reimbursement for the conference or meeting. Reports are not required for board or committee meetings or meetings with board or committee officers, the general manager, or the general counsel.

FALLBROOK PUBLIC UTILITY DISTRICT
BOARD OF DIRECTORS



DIRECTOR'S REPORT OF CONFERENCE / MEETING ATTENDANCE

Director Name: Jennifer De Meo

Name & Location of Function: Quarterly Meeting

SD Chapter CSOA Dinner The Butcher Shop

Date(s) of Attendance: 8/18/2016

Purpose of Function: Education/Networking

Sponsoring Organization: SD CSOA

Summary of Conference or Meeting:

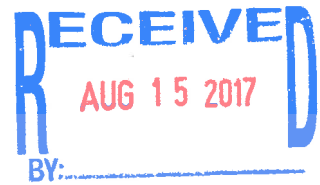
Presenter was Phillip Tramm
for Sunday. He spoke on
long range transportation planning.
Tom Kennedy was able to give me
a ride down to the event. The
meeting was well attended.

Director Signature: [Signature]

Date: 8/18/2016

The Administrative Code requires reports of conferences or meetings for which a director requests per diem or expense reimbursement. Reports must be submitted to the secretary no later than one (1) week prior to the board meeting.

Reports must be submitted before the District will pay per diem or reimbursement for the conference or meeting. Reports are not required for board or committee meetings or meetings with board or committee officers, the general manager, or the general counsel.



FALLBROOK PUBLIC UTILITY DISTRICT
BOARD OF DIRECTORS

DIRECTOR'S REPORT OF CONFERENCE / MEETING ATTENDANCE

Director Name: AL GEBHART.

Name & Location of Function: GEO MORHIC & Ecological Fundamentals of
River & Stream Restoration at SAGEHEN EXPERIMENTAL STATION
TAHOE NATIONAL FOREST.

Date(s) of Attendance: 8/6 - 8/11/17.

Purpose of Function: GROUND WATER RESTORATION/ RIVER/ WATER QUALITY
storage.

Sponsoring Organization: U.C. Berkeley CA.

Summary of Conference or Meeting:

THE MEETING HAD THE FOLLOWING AGENCIES IN ATTENDANCE: US.

FISH & WILDLIFE SERVICE, NATURE CONSERVANCY, BUREAU OF RECLAMATION
SEE ATTACH LIST.

IT WAS THE ONLY NON-AGENCY INDIVIDUAL - ALSO ECONOMICALLY
AWARE:

GREAT PROGRAM - SHOWING HOW FILING GROUND WATER
BASINS FOR STORAGE IS BETTER THAN DAMS. 4TH DAY INTO

THE COURSE WE SAW HOW ALL THE AGENCIES ARE DOING THIS WORK
BUT SO FAR CANNOT FOLLOW A BUDGET OR SHOW A SUCCESS.

TRINITY DAM AND RIVER/ TURKISE RIVERS OVER 600 MILLION -
NO INCREASE ~~STRESS~~ - SUCCESS

We should get an indian lobbyist's. Great results
for Monies.

Director Signature: Al Gebhart Date: 8/15/17

The Administrative Code requires reports of conferences or meetings for which a director requests per diem or expense reimbursement. Reports must be submitted to the secretary no later than one (1) week prior to the board meeting.

Reports must be submitted before the District will pay per diem or reimbursement for the conference or meeting. Reports are not required for board or committee meetings or meetings with board or committee officers, the general manager, or the general counsel.

LOG OF BOARD REQUESTS
August 28, 2017 Regular Board Meeting

Item No.	Date Requested	Requestor and Request	Action by Staff/Schedule	Date Completed
6	GM Target Activities	<u>Board:</u> SMR CUP Maintain current schedule for finalizing MOU and EIS with USMC and necessary work with California SWRCB.	<u>Status:</u> On-going. (a) EIR to Board for certification by September 2016. Complete. (b) Final Settlement Agreement to Board by May 2017. (delayed to September 2017) (c) Prepare reports to Board. Next report September 2017.	
10	GM Target Activities	<u>Board:</u> General Manager to actively participate in SDCWA board policy discussion.	<u>Status:</u> On-going.	
12	GM Target Activities	<u>Board:</u> Urban Water Standards (SWRCB); Urban Advisory Group (UAG) process. Targeted community outreach to be developed working with Conservation Committee.	<u>Status:</u> On-going. Status of SWRCB guidelines to Board by November 2016 (complete). Comment period extended by SWRCB until March 2017. (complete) Last Board update in March 2017. This activity to be combined with outcome of (Urban Water Standards), now targeted for August 2017.	
13	GM Target Activities	<u>Board:</u> Metropolitan (new fixed charge on treated water)	<u>Status:</u> Complete/monitor on-going. Board briefed on 1/23/17. On-going analysis and development of rate alternatives w/SDCWA general managers group. Next report progress to Board in September 2017.	
14	GM Target Activities	<u>Board:</u> SDG&E General Rate Case re: Solar Contracts	<u>Status:</u> Water district consortium coordinating with BB&K special counsel. CPUC hearings originally scheduled for 10/17-10/21/2016. Opening briefs now set for 1/20/17 and reply briefs for 2/10/17. Proposed decision scheduled for February 27, 2017 unlikely. Updated Board in May 2017. Next update September 2017.	
22	GM Target Activities	<u>Board:</u> Explore functional consolidation opportunities with neighboring water districts (Valley Center, Yuima, Rainbow) in areas of information services, engineering, technical assistance, equipment sharing.	<u>Status:</u> General Managers are meeting in January 2017 to establish scope. At request of VCMWD and RMWD general managers, meeting postponed past March 2017. Meeting now scheduled for September 2017.	
24	GM Target Activities	<u>Board:</u> Update FPUD board room audio-visual equipment in conjunction with North County Fire.	<u>Status:</u> Upgrade to projection equipment complete. Audio equipment vendor proposal to be funded through MOU with NC Fire. Awaiting North County Fire requirements.	

LOG OF BOARD REQUESTS
August 28, 2017 Regular Board Meeting

Item No.	Date Requested	Requestor and Request	Action by Staff/Schedule	Date Completed
32	GM Target Activities	Board: Establish a 5-year strategic plan with 6 month updates. Complete by first quarter 2017.	<u>Status:</u> Need Board input.	
37	2/21/17	<u>Director Wolk:</u> Sit down with staff to walk-through the steps to the monthly accounting closing process.	<u>Brian J. Brady/Jack Bebee:</u> To schedule time with Director Wolk.	8/10/17
41	4/24/17	<u>Director Gebhart:</u> In lieu of paper board packets, request to be provided laptop computers.	<u>Brian J. Brady:</u> Finalizing equipment selection. Laptops distributed August 22, 2017.	8/22/17
42	6/26/17	<u>Board:</u> Contact fire agencies to develop a Fire Management Plan outline.	<u>Jack Bebee:</u> Contact North County Fire Protection District and Cal Fire; report to Board in August.	
43	7/18/17	<u>FP&I Committee:</u> Water bill analysis. Explore /make service period and meter read period coincide.	<u>Brian J. Brady/Jack Bebee:</u> Bring back to FP&I Committee in August.	8/22/17
44	7/18/17	<u>FP&I Committee:</u> Improving year end closing and audit process.	<u>Brian J. Brady/Jack Bebee:</u> <u>August</u> <ol style="list-style-type: none"> 1. Capital projects process and potential improvements. 2. Provide update on unbilled receivables with input from auditor and other Districts, if needed. 3. Provide update on timing of invoices based on feedback from auditor. 4. Determine timing of GASB 68 report from PERS and from auditor. <u>September</u> <ol style="list-style-type: none"> 1. Meeting with Auditor and FP&I Committee 2. Provide updates from September tasks above. 3. Have audit draft for review <u>October</u> <ol style="list-style-type: none"> 1. Provide final update on improvements to expedite closing CIP at year end. 2. Provide final update on improvements to expedite reconciliation of sick/vacation and comp time balances. 3. Have audit ready for Board approval. 	

LOG OF BOARD REQUESTS
August 28, 2017 Regular Board Meeting

Item No.	Date Requested	Requestor and Request	Action by Staff/Schedule	Date Completed
45	7/31/17	<u>Director Davies</u> : "Bequests to a Santa Margarita River Property Endowment Fund."	<u>Brian J. Brady</u> : Added to August 16, 2017 Water Resources Committee meeting agenda and the August 28, 2017 Board of Directors regular board meeting agenda.	8/16/17

Note: Number sequencing is not in order as those tasks completed are removed from this list. New tasks are assigned a new number.