



FALLBROOK PUBLIC UTILITY DISTRICT
BOARD OF DIRECTORS
REGULAR BOARD MEETING

AGENDA

MONDAY, JULY 24, 2017
4:00 P.M.

FALLBROOK PUBLIC UTILITY DISTRICT
990 E. MISSION RD., FALLBROOK, CA 92028
PHONE: (760) 728-1125

If you have a disability and need an accommodation to participate in the meeting, please call the Secretary at (760) 728-1125, ext. 1130 for assistance so the necessary arrangements can be made.

Writings that are public records and are distributed during a public meeting are available for public inspection at the meeting if prepared by the local agency or a member of its legislative body or after the meeting if prepared by some other person.

I. PRELIMINARY FUNCTIONS

CALL TO ORDER / ROLL CALL / ESTABLISH A QUORUM

PLEDGE OF ALLEGIANCE

ADDITIONS TO AGENDA PER GC § 54954.2(b)

APPROVAL OF AGENDA

PUBLIC COMMENT

Members of the public are invited to address the Board of Directors on any item that is within the subject matter jurisdiction of the legislative body. The Board President may limit comments to three (3) minutes.

II. CONSENT CALENDAR-----(ITEM A)****

All items appearing on the Consent Calendar may be disposed of by a single motion. Items shall be removed from the Consent Calendar if any member of the Board of Directors or the public requests removal prior to a vote on a motion to approve the items. Such items shall be considered separately for action by the Board.

A. APPROVAL OF MINUTES

1. Special Board Meeting and Budget Workshop of June 8, 2017
2. Regular Board Meeting of June 26, 2017
3. Special Board Meeting of June 30, 2017
4. Special Board Meeting of July 14, 2017

Recommendation: The Board approve the minutes of the aforementioned meetings of the Board of Directors of the Fallbrook Public Utility District.

III. INFORMATION----- (ITEM B)

B. EVALUATION OF DISTRICT ENERGY USE

Presented by: Jack Bebee, Assistant General Manager

IV. ACTION / DISCUSSION CALENDAR ----- (ITEM C)

C. AWARD OF INDEPENDENT AUDIT SERVICES FOR FY 2016-17

Recommendation: That the Board authorize staff to enter into a professional services agreement with MGO to provide a financial audit for FY 2016-17 at a cost of \$34,500 and to provide additional as-needed accounting support services at a cost not-to-exceed \$20,000.

V. ORAL / WRITTEN REPORTS----- (ITEMS 1 – 6)

1. General Legal Counsel
2. SDCWA Representative/General Manager
3. Assistant General Manager
4. Public Affairs Specialist
5. Director Comments/Reports on Meetings Attended
6. Log of Board Requests

ADJOURN TO CLOSED SESSION

VI. CLOSED SESSION

1. PUBLIC EMPLOYEE PERFORMANCE EVALUATION PER GC § 54957
TITLE: GENERAL MANAGER

RECONVENE TO OPEN SESSION

REPORT FROM CLOSED SESSION (As Necessary)

VII. ADJOURNMENT OF MEETING

* * * * *

DECLARATION OF POSTING

I, Mary Lou West, Secretary of the Board of Directors of the Fallbrook Public Utility District, do hereby declare that I posted a copy of the foregoing agenda in the glass case at the entrance of the District Office located at 990 East Mission Road, Fallbrook, California, at least 72 hours prior to the meeting in accordance with Government Code § 54954.2(a).

I, Mary Lou West, further declare under penalty of perjury and under the laws of the State of California that the foregoing is true and correct.

7-19-17
Dated / Fallbrook, CA

Mary Lou West
Secretary, Board of Directors

MEMO

TO: Board of Directors
FROM: Mary Lou West, Secretary *mw*
DATE: July 24, 2017
SUBJECT: Approval of Minutes

Recommendation

The Board approve the minutes of the following board meetings of the Board of Directors of the Fallbrook Public Utility District:

1. Special Board Meeting and Budget Workshop of June 8, 2017
2. Regular Board Meeting of June 26, 2017
3. Special Board Meeting of June 30, 2017
4. Special Board Meeting of July 14, 2017

Minutes of the June 8, 2017 Special Board Meeting
and Budget Workshop

**FALLBROOK PUBLIC UTILITY DISTRICT
BOARD OF DIRECTORS
SPECIAL BOARD MEETING AND BUDGET WORKSHOP**

MINUTES

THURSDAY, JUNE 8, 2017
5:00 P.M.

FALLBROOK PUBLIC UTILITY DISTRICT
990 E. MISSION RD., FALLBROOK, CA 92028
PHONE: (760) 728-1125

I. PRELIMINARY FUNCTIONS

CALL TO ORDER / ROLL CALL / ESTABLISH A QUORUM

President Wolk called the special meeting and budget workshop of the Board of Directors of the Fallbrook Public Utility District to order at 5:00 p.m. A quorum was established with attendance as follows:

Board of Directors

Present: Charley Wolk, Member / President
Milt Davies, Member
Al Gebhart, Member / Vice-President
Don McDougal, Member (*arrived at 5:58 p.m.*)
Jennifer DeMeo, Member

Absent: None

District Staff

Present: Steven G. Martin, General Legal Counsel
Brian J. Brady, General Manager
Jack Bebee, Assistant General Manager
Marcie Eilers, Administrative Services Manager/Treasurer
Mary Lou West, Secretary

Also present were others, including, but not limited to: Kirk Dulin.

PLEDGE OF ALLEGIANCE

President Wolk led the Pledge of Allegiance.

ADDITIONS TO AGENDA PER GC § 54954.2(b)

There were no additions to the agenda.

APPROVAL OF AGENDA

MOTION: Director Davies moved to approve the agenda as submitted; Vice-President Gebhart seconded. Motion carried; VOTE:

AYES: Directors Davies, DeMeo, Gebhart, and Wolk

NOES: None

ABSTAIN: None

ABSENT: Director McDougal

PUBLIC COMMENT

There were no comments from members of the public.

II. ACTION CALENDAR------(ITEMS A - B)

A. NEW FINANCIAL MANAGEMENT POSITION

Recommendation: To approve financial position job description for CFO/AGM and \$25,000 for recruitment of new finance position.

Dr. Brady reported that due to the approaching retirement of the Administrative Services Manager/Treasurer, the Personnel Committee and staff have reviewed the organizational structure of the District and is recommending the current position be changed to Chief Financial Officer with a designation of assistant general manager. The new job description includes specific tasks of the position, such as working with rating agencies and outside advisors, upgrading purchasing systems and procurement, and placing more emphasis on information systems. Additionally, the recommendation provides for a salary grade adjustment of approximately 7 to 8 percent and for approval of \$25,000 for an external recruiting firm if needed.

Director Davies remarked that the Personnel Committee is recommending the designation of assistant general manager to provide additional support to management staff and to attract candidates for the position.

Discussion followed concerning components of the job description, specifically: examples of duties, licenses and/or certifications, and clarification of footnotes. The organizational chart and reporting structure were also discussed.

President Wolk suggested the example of duties listed in the job description were open-ended and proposed they be clarified to describe specific functions of the position. Vice-President Gebhart remarked the job description lists certification as a California Public Accountant as "highly desirable" and suggested it be a requirement of the position. It was also noted the footnotes appeared to be incomplete and not linked to text.

Vice-President Gebhart inquired if the Personnel Committee had reviewed the organizational chart relative to the number of reports to the Assistant General Manager and suggested the reporting structure be balanced more equally among management staff. Vice-President Gebhart also inquired if a separate individual, such as a board member, could be designated as the District's Treasurer as done at other water agencies. Dr. Brady provided discussion on the difference between the water code and the public utility code relative to officers.

Mr. Bebee pointed out the new organizational chart provides that the two purchasing positions would report to the Chief Financial Officer and suggested the Safety & Risk Administrator position could be moved under the Chief Financial Officer. Mr. Bebee emphasized that most other positions are within the engineering and operations departments and are properly designated under the Assistant General Manager.

President Wolk suggested revising the job title of the Chief Financial Officer/Assistant General Manager to Assistant General Manager/Chief Financial Officer to underscore the designation of assistant general manager.

Director Davies noted the Personnel Committee would work with staff to clean up the job description relative to the duties and functions of the position and to clarify the footnotes where needed. Dr. Brady added that if there were any substantive changes to the job description, it would be brought back to the Board for approval.

MOTION: Director Davies moved to approve staff's recommendation, revise the job title to Assistant General Manager/Chief Financial Officer, and revise the job description with the non-substantive changes discussed; Vice-President Gebhart seconded. Motion carried; VOTE:

AYES: Directors Davies, DeMeo, Gebhart, and Wolk
NOES: None
ABSTAIN: None
ABSENT: Director McDougal

B. ACCEPTANCE OF AUDIT FOR FISCAL YEAR 2015-16

Recommendation: That the Board accept the audited financial statements for FY 2015-16 as recommended by the Fiscal Policy & Insurance Committee.

Mrs. Eilers reported the audited financial statements for fiscal year 2015-16 have been completed by Macias, Gini & O'Connell. As a result, Macias, Gini & O'Connell have issued the audit with an unqualified opinion and the management letter will contain no findings. Mrs. Eilers further reported an IT audit was also performed because of the Springbrook conversion and there were no findings.

Mrs. Eilers stated that although the 2015-16 audit was late, future audits should be completed on time and presented to the Board for approval in October or November. Dr. Brady added that a policy to close the year end was in the process of being developed and would be presented to the Board at the June regular board meeting.

MOTION: Director Gebhart moved to accept the audited financial statements for FY 2015-16; Vice-President Davies seconded. Motion carried; VOTE:

AYES: Directors Davies, DeMeo, Gebhart, and Wolk

NOES: None

ABSTAIN: None

ABSENT: Director McDougal

III. BUDGET WORKSHOP -----(ITEM C)

C. BUDGET WORKSHOP

Recommendation: *This item is for information purposes only and no action is required.*

Dr. Brady stated a slide show would be presented by District staff of the proposed budget for fiscal year 2017-18. Dr. Brady pointed out the workshop would provide an overview of the budget and was not intended as a rate hearing. Raftelis Financial Consultants prepared a cost of service study and the water, wastewater, and recycled water rates and charges would be based on that study, and targeted reserves would be updated in accordance with the Cost of Service Study. Additionally, the cost of service study assumptions impacted the budget, especially the capital budget due to an increase in capital improvement charges. Dr. Brady provided discussion of those increases, pass-through rates and charges, projected sales, debt, and CalPERS unfunded liabilities.

Following Dr. Brady's introduction, Mrs. Eilers continued the presentation with discussion of the operating budget, water budget, reclaimed water budget, and wastewater budget. Mrs. Eilers reported the overall operating budget provides for no changes to staffing, continued prefunding of CalPERS and OPEB liabilities, and low water sales. The water budget provides for sales of 8,600 AF and purchases of 9,200 AF with total expenses increasing by 4.8 percent. Mrs. Eilers pointed out that although sales of reclaimed water are projected to increase, expenses will also increase due to debt service transfer. The wastewater budget expenses were projected to increase overall by just under \$1 million, mostly due to debt service.

Director McDougal arrived at 5:58 p.m.

Dr. Brady concluded with an overall expense summary pie chart that illustrated expenses broken down by category. Dr. Brady provided discussion of the four major expenses illustrated in the chart: water (35%), labor expenses (25%), capital

improvements (18%), and debt (11%), as well as discussion of the remaining expense categories.

Next, Mr. Bebee provided an overview of the capital improvement program. Mr. Bebee provided discussion of the strategic objectives of the program; the capital budget for water, wastewater, and recycled water; and capital projects scheduled for 2017-18 and into the future. Mr. Bebee pointed out that some projects may not be completed in the 2017-18 budget year and would be rolled over into the following year. Mr. Bebee concluded with a review of the major capital projects for 2017-18 and the status of debt service.

Dr. Brady noted the 2017-18 budget would be presented to the Board for approval at the June 26, 2017 regular board meeting.

There were no additional questions.

IV. ADJOURNMENT OF MEETING

There being no further business to discuss, President Wolk adjourned the special meeting of the Board of Directors of the Fallbrook Public Utility District at 6:26 p.m.

President, Board of Directors

ATTEST:

Secretary, Board of Directors

Minutes of the June 26, 2017 Regular Board
Meeting

**FALLBROOK PUBLIC UTILITY DISTRICT
BOARD OF DIRECTORS
REGULAR BOARD MEETING**

MINUTES

**MONDAY, JUNE 26, 2017
4:00 P.M.**

**FALLBROOK PUBLIC UTILITY DISTRICT
990 E. MISSION RD., FALLBROOK, CA 92028
PHONE: (760) 728-1125**

I. PRELIMINARY FUNCTIONS

CALL TO ORDER / ROLL CALL / ESTABLISH A QUORUM

President Wolk called the regular meeting of the Board of Directors of the Fallbrook Public Utility District to order at 4:00 p.m. A quorum was established with attendance as follows:

Board of Directors

Present: Milt Davies, Member
Jennifer DeMeo, Member
Al Gebhart, Member / Vice President
Don McDougal, Member
Charley Wolk, Member / President

Absent: None

District Staff

Present: Paula de Sousa Mills, General Legal Counsel (*arrived at 4:03 p.m.*)
Brian J. Brady, General Manager
Jack Bebee, Assistant General Manager
Jason Cavender, System Operations Manager
Marcie Eilers, Administrative Services Manager / Treasurer
Todd Lange, System Service / Shop Supervisor
Jeff Marchand, Engineering Technician III
Debra Potter, Warehouse / Purchasing Specialist
Larry Ragsdale, Safety & Risk Administrator
Owni Toma, Environmental Compliance Tech
Mary Lou West, Secretary

Also present were others, including, but not limited to: Helene Brazier, Peter Colby of Western Rivers Conservancy, Donna Gebhart of the Fallbrook Trails Council, Frank Golbeck, Cody Harrison, Bert Hayden, Paul Herrec, Zach Kantor-Anaya of The Wildlands Conservancy, Jamie Koth, Juanita Koth, Bob Manns, Paul Melzer of The Wildlands Conservancy, and Lita Tabish.

PLEDGE OF ALLEGIANCE

President Wolk led the Pledge of Allegiance.

ADDITIONS TO AGENDA PER GC § 54954.2(b)

There were no additions to the agenda.

APPROVAL OF AGENDA

President Wolk announced that Item I would be removed from the agenda.

MOTION: Director Davies moved to approve the agenda as revised, with the removal of Item I; Director McDougal seconded. Motion carried; **VOTE:**

AYES: Directors Davies, DeMeo, Gebhart, McDougal, and Wolk

NOES: None

ABSTAIN: None

ABSENT: None

PUBLIC COMMENT

Members of the public are invited to address the Board of Directors on any item that is within the subject matter jurisdiction of the legislative body. The Board President may limit comments to three (3) minutes.

There were no comments from members of the public on items within the subject matter jurisdiction of the legislative body and not listed on the agenda.

A. MANAGER'S AWARDS

1. Owni Toma
2. Larry Ragsdale

President Wolk congratulated Mr. Toma and Mr. Ragsdale for receiving Manager's Awards for their hard work and dedication during the District's two recent major compliance inspections by the County of San Diego, Department of Environmental Health for the District Risk Management Plan process at Red Mountain Reservoir and the Wastewater Treatment Plant.

II. CONSENT CALENDAR-----**(ITEMS B - D)**

All items appearing on the Consent Calendar may be disposed of by a single motion. Items shall be removed from the Consent Calendar if any member of the Board of Directors or the public requests removal prior to a vote on a motion to approve the items. Such items shall be considered separately for action by the Board.

B. APPROVAL OF MINUTES

1. Special Board Meeting/Workshop of May 17, 2017
2. Regular Board Meeting of May 22, 2017

Recommendation: The Board approve the minutes of the aforementioned meeting of the Board of Directors of the Fallbrook Public Utility District.

C. RESOLUTION NO. 4914 PLACING FIXED CHARGE SPECIAL ASSESSMENTS TO ADD DELINQUENT AND UNPAID CHARGES FOR WATER AND OTHER SERVICES ON THE SAN DIEGO COUNTY PROPERTY TAX ROLL

Recommendation: The Board authorize the San Diego County Auditor/Controller to assess a Fixed Charge Special Assessment to add delinquent and unpaid charges for water and other services on the property tax bills for those parcels to be filed electronically and certified by the District to the County on or before August 10, 2017, and adopt Resolution No. 4914.

D. ORDINANCE NO. 338 FIXING WATER STANDBY OR AVAILABILITY CHARGES FOR 2017-18

Recommendation: The Board adopt Ordinance No. 338 as prepared and authorize the Secretary to send a certified copy to the Board of Supervisors and the Auditor and Controller of the County of San Diego.

MOTION: Director McDougal moved to approve the Consent Calendar as submitted and adopt Resolution No. 4914 and Ordinance No. 338; Director DeMeo seconded. Motion carried; VOTE:

AYES: Directors Davies, DeMeo, Gebhart, McDougal, and Wolk
NOES: None
ABSTAIN: None
ABSENT: None

III. **ACTION / DISCUSSION CALENDAR** -----(ITEMS E – M)

E. SANTA MARGARITA PROPERTY UPDATE

Recommendation: Staff supports the Board's direction.

Mr. Peter Colby of Western Rivers Conservancy (WRC) stepped to the podium and provided an overview of the reasons why WRC has requested a one-year extension of time of the closing date for the Santa Margarita property sale. Mr. Colby pointed out that WRC has been working with the California Department of Fish and Wildlife, the United States Fish and Wildlife Service, The Wildlands Conservancy, the Fallbrook Trails Council, and the District on approval of the management plan. Mr. Colby explained that because approval of the management plan by the resource agencies has

been delayed, WRC has requested an extension of time from June 30, 2017, to June 30, 2018.

Mr. Paul Melzer and Mr. Zach Kantor Anaya of The Wildlands Conservancy (Wildlands) stepped to the podium and reiterated Wildlands' commitment to potentially providing long-term stewardship of the Santa Margarita property.

Mrs. Lita Tabish stepped to the podium and stated she is a local resident and has been a member of the Fallbrook Trails Council for over 15 years. Mrs. Tabish urged the Board not to approve WRC's request for an extension of time.

Mr. Bob Manns stepped to the podium and stated he is a local resident and a member of the Vista Palomar Riders. Mr. Manns urged the Board to keep the trails open to the public.

Mrs. Donna Gebhart, Chair of the Fallbrook Trails Council, stepped to the podium, distributed handouts to the Board, and talked about WRC's request for an extension of time and concerns surrounding the management plan. Mrs. Gebhart stated the Fallbrook Trails Council was not in favor of WRC's request for an extension of time.

Mrs. Juanita Koth and her daughter, Jamie, stepped to the podium and expressed support for continued public access to the trails.

Mr. Cody Harrison stepped to the podium and stated he is a local resident and is in favor of WRC's request for an extension of time.

Mr. Bert Hayden stepped to the podium and as a local resident and former member of the Board of Directors, stated he was in favor of a 90-day extension of time.

Mr. Frank Golbeck stepped to the podium and stated he is a local resident and is in favor of WRC's request for an extension of time.

Mr. Paul Herron stepped to the podium and stated he is a local resident and supported keeping the trails open to the public.

Mr. Colby of WRC returned to the podium and provided further discussion concerning the challenges surrounding approval of the management plan. Mr. Colby stated he was agreeable to a 90-day extension.

President Wolk stated the issue before the Board was WRC's request for an extension of time. President Wolk further stated that the contract expires on June 30, 2017, and it is the Board's discretion to extend the closing date to June 30, 2018.

Following the motion, discussion ensued relative to the delay of the closing date for the property sale. President Wolk pointed out that as long as the contract is in place,

the Board would be constrained in exploring other options. Director McDougal reiterated support of a 90-day extension to provide WRC with additional time.

MOTION: Director McDougal moved to extend the Purchase and Sale Agreement with Western Rivers Conservancy for 90 days; Director DeMeo seconded. Motion failed; VOTE:

AYES: Directors DeMeo and McDougal
NOES: Directors Davies, Gebhart, and Wolk
ABSTAIN: None
ABSENT: None

At 5:08 p.m., President Wolk announced the Board would take a brief recess.

At 5:12 p.m., the Board returned from recess and reconvened to Open Session.

F. FIRE MANAGEMENT PLAN FOR THE SANTA MARGARITA RIVER PROPERTY

Recommendation: If the Board wishes to pursue this effort, that the Board direct staff to solicit for Professional Services to prepare a Fire Management Plan for the Santa Margarita River Property. Staff will bring back their recommendation for award to the Board for approval.

Mr. Bebee reported that in response to the Board's request, staff has provided examples of fire management plans. Mr. Bebee further reported that General Legal Counsel was consulted, and Mrs. de Sousa Mills opined the District was not required to do a fire management plan. It was noted that if a plan was done and not implemented, the District could potentially face exposure to liability. Mr. Bebee pointed out that funds have been budgeted for ongoing property management; however, those funds are not sufficient for additional management tasks. Mr. Bebee added that the estimated cost of a fire management plan would be approximately \$50,000.

Discussion ensued concerning the scope of a fire management plan and if the plan would be exempt from the CEQA process. Mrs. de Sousa Mills noted that the environmental review process could be triggered depending on how the plan is constructed.

Discussion continued concerning potential liability issues surrounding a fire management plan. Mrs. de Sousa Mills cautioned that if a plan identifies vulnerabilities and safety risks and actions are not taken to address those issues and results in injuries, the District may be liable. Mrs. de Sousa Mills suggested the District hold discussions with local fire agencies concerning their enforcement programs and recommendations to the District.

President Wolk stated the examples of the fire management plans presented were more extensive than envisioned. Dr. Brady recommended developing an outline for a fire management plan in collaboration with the North County Fire Protection District and Cal Fire.

Mr. Bebee pointed out that implementing a fire management plan may be more costly than developing a plan. He suggested it may be useful to meet with local fire agencies to develop a strategy for a plan.

MOTION: Director McDougal moved to direct staff to meet with local fire agencies concerning the development of a fire management plan and return to the Board with the findings; Director Davies seconded. Motion carried; VOTE:

AYES: Directors Davies, DeMeo, Gebhart, McDougal, and Wolk
NOES: None
ABSTAIN: None
ABSENT: None

G. COATING INSPECTION SERVICES – 8 MG, SANDIA AND 2.8 MG RESERVOIRS

Recommendation: That the Board authorize execution of a professional services contract between the District and MCS Inspection Group for the approved budgeted coating inspection for the 8 MG, Sandia and 2.8 MG Reservoirs for coating inspection services at a cost not to exceed \$86,000.

Mr. Bebee stated professional inspection services are required for inspection of the 8 MG, Sandia, and 2.8 MG reservoir recoating projects. MCS Inspection Group was the only responsive firm, has been a previous consultant, and has specialized experience in coating inspection. MCS Inspection Group's proposal was \$85,652 and staff is recommending authorization of a professional services contract in an amount not-to-exceed \$86,000.

MOTION: Director Davies moved to approve staff's recommendation; Vice-President Gebhart seconded. Motion carried; VOTE:

AYES: Directors Davies, DeMeo, Gebhart, McDougal, and Wolk
NOES: None
ABSTAIN: None
ABSENT: None

H. 2017-18 FINAL BUDGET

Recommendation: That the Board adopt Resolution No. 4913 adopting the final budget for fiscal year 2017-18.

Mrs. Eilers reported that the presentation of the fiscal year 2017-18 budget was provided at the June 8, 2017 Budget Workshop. Since that time, there have been some minor adjustments to the 2017-18 budget as presented at the Workshop due to items that were carried over from the 2016-17 budget year into the 2017-18 budget year. Dr. Brady noted there was a \$26,000 adjustment to the 2018 Debt Service total, and the revised total is reflected on page 245 of the board packet.

Dr. Brady clarified that approval of the budget represents the Raftelis Rate Study findings, but rates will be approved by the Board as part of the Prop 218 process in the fall of this year. If the rates proposed in the Rate Study are not approved by the Board, there would be a mid-term revision to revenues.

MOTION: Director McDougal moved to approve staff's recommendation and adopt Resolution No. 4913; Director Davies seconded. Motion carried; VOTE:

AYES: Directors Davies, DeMeo, Gebhart, McDougal, and Wolk
NOES: None
ABSTAIN: None
ABSENT: None

Item I was pulled by President Wolk.

J. MICROSOFT OFFICE 2016 UPGRADE AND LICENSING REQUIREMENTS

Recommendation: That the Board approve the upgrade to Microsoft Office 2016 and purchase 65 licenses in the amount of \$28,365.19.

Mrs. Eilers reported that Microsoft Office 2007 will no longer be eligible for support services or security updates; therefore, it is necessary to upgrade to Microsoft Office 2016 and to purchase 65 licenses.

MOTION: Director McDougal moved to approve staff's recommendation; Vice-President Gebhart seconded. Motion carried; VOTE:

AYES: Directors Davies, DeMeo, Gebhart, McDougal, and Wolk
NOES: None
ABSTAIN: None
ABSENT: None

K. UPDATE ON DEVELOPMENT OF A POLICY FOR CLOSING THE FISCAL YEAR

Recommendation: For information purposes; no action is being requested of the Board at this time.

Dr. Brady reported the staff memo from Mrs. Eilers includes a list of tasks to assist in developing an internal procedure to close the year end and will facilitate timely completion of the annual audit.

President Wolk suggested the Fiscal Policy & Insurance Committee meet to review the tasks outlined in the staff memo and make recommendations as needed, and Dr. Brady stated a meeting would be scheduled as soon as possible.

Vice-President Gebhart asked why the procedure to close jobs was changed from "at the end of the fiscal year" to "when jobs are completed." Mrs. Eilers noted the change was due to the Springbrook conversion.

- L. ESTABLISHING DISTRICT PROCUREMENT PROCEDURES COMPLIANT WITH THE UNIFORM PUBLIC CONSTRUCTION COST ACCOUNTING ACT (PUBLIC CONTRACT CODE SECTION 22000 ET SEQ.), AND ELECTING TO BECOME SUBJECT TO THE ACT (RESOLUTION ELECTING TO BECOME SUBJECT TO THE PROVISIONS OF THE ACT AND ORDINANCE REPEALING AND REPLACING ARTICLE 14)

Recommendation:

It is recommended that the Board take the following actions:

- 1. Adopt Resolution 4916 electing to become subject to the provisions of the Uniform Public Construction Cost Accounting Act.*
- 2. Adopt Ordinance 339 Repealing current Article 14 (Purchases and Sales, Regulations Governing) and replacing it with revised Article 14 (District Procurement Procedures), which establishes procurement procedures compliant with the Uniform Public Construction Cost Accounting Act, will help streamline the purchasing and contracting process, and maximize the use of qualified local contractors and service providers where possible.*

Mr. Bebee reported that General Legal Counsel provided assistance in revising Article 14 and for opting into the Uniform Public Construction Cost Accounting Act (Act). Mr. Bebee provided an overview of the proposed revisions, including prequalification of contractors, formalizing a local procurement preference, updating the policy on credit card use, and adjusting the percentage of change order allowance. In addition, the proposal includes adjusting the general manager's approval limit to be consistent with the Act from \$22,000 to \$45,000.

Mrs. de Sousa Mills reported the proposal includes the ability for the District to utilize the design-build-construction method as authorized by statute and requires an informal bidding procedure for those projects between \$45,000 and \$175,000. Mrs. de Sousa Mills further reported the credit card policy will be updated by BB&K with some minor revisions that will include a signature line for employees.

In response to President Wolk, Mrs. de Sousa Mills stated the Board's action will repeal and replace Article 14 by adoption of Ordinance No. 339. Mrs. de Sousa Mills further stated the District typically amends the Administrative Code by resolution; however, the Act requires informal bidding practices adopted by an agency that has opted into the Act be adopted by ordinance.

MOTION: Vice-President Gebhart moved to adopt Resolution No. 4916; Director DeMeo seconded. Motion carried; VOTE:

AYES: Directors Davies, DeMeo, Gebhart, McDougal, and Wolk
NOES: None
ABSTAIN: None
ABSENT: None

MOTION: Vice-President Gebhart moved to adopt Ordinance No. 339; Director McDougal seconded. Motion carried; ROLL CALL VOTE:

AYES: Directors Davies, DeMeo, Gebhart, McDougal, and Wolk
NOES: None
ABSTAIN: None
ABSENT: None

M. REPLACEMENT OF 5TH WHEEL 3-AXLE TRACTOR

Recommendation: That the Board approve the purchase of one 5th Wheel 3 axle day cab tractor for \$138,754.93 from San Diego Freightliner in San Diego, which was the lowest responsive bidder, in order to maintain a reliable District fleet to complete necessary infrastructure repairs and replacement.

Vice-President Gebhart stated that an aluminum body truck would save the District approximately \$10,000 and suggested an aluminum body truck be purchased instead of a steel body truck. Mr. Bebee proposed that a Request for Proposals could be issued for an aluminum body truck if the Board felt it would meet the needs of the District.

Brief discussion ensued, and staff was directed to reject all bids and issue a Requests for Proposals for an aluminum body truck.

IV. ORAL / WRITTEN REPORTS----- (ITEMS 1 – 7)

1. General Legal Counsel

- Mrs. de Sousa Mills announced that as a report out of a previous Closed Session, a settlement agreement was executed and finalized with the Beavercreek Homeowners Association (HOA); and in accordance with the

Board's direction, a settlement check was issued to the HOA in the amount of \$80,000.

- Mrs. de Sousa Mills provided an extensive overview of the recent appeal decision in the San Diego County Water Authority's lawsuit against the Metropolitan Water District of Southern California.
- Mrs. de Sousa Mills provided an overview of legislation relative to small cell phone tower facilities.
- Mrs. de Sousa Mills reported that Mr. Martin accepted a position with the County of Santa Barbara and would no longer serve as the District's General Legal Counsel.

2. SDCWA Representative/General Manager

3. Administrative Services Manager/Treasurer

- Mrs. Eilers reported that PARS and PFM would be presenting quarterly updates to the Fiscal Policy & Insurance Committee.
- Mrs. Eilers further reported that 5,000 out of 9,000 accounts are paid electronically through the District's website, credit cards, and bank accounts.

4. Assistant General Manager

- Mr. Bebee reported there was an unplanned shutdown that was announced on the District's website and responses to inquiries were addressed by the Customer Service team.
- Mr. Bebee further reported District crews have been exercising valves near schools during the summer recess session.

5. Public Affairs Specialist

6. Director Comments/Reports on Meetings Attended

- Director DeMeo announced that she attended the most recent Council of Water Utilities meeting in Poway.
- Vice-President Gebhart reported the 115 trust has two funds: (1) a moderate fund and (2) a moderate-conservative fund, and the Fiscal Policy & Insurance Committee decided to move all funds into the better-performing moderate fund.

7. Log of Board Requests

ADJOURN TO CLOSED SESSION

Following brief discussion, President Wolk proposed that Closed Session Item V.(1) be postponed and scheduled for a special board meeting to be held prior to the next regular board meeting.

MOTION: Director Davies moved to postpone Closed Session Item V.(1) to a future date; Director McDougal seconded. Motion carried; VOTE:

AYES: Directors Davies, DeMeo, Gebhart, McDougal, and Wolk

NOES: None

ABSTAIN: None

ABSENT: None

V. CLOSED SESSION

1. PUBLIC EMPLOYEE PERFORMANCE EVALUATION PER GC § 54957 (b) (1): TITLE – GENERAL MANAGER

RECONVENE TO OPEN SESSION

REPORT FROM CLOSED SESSION (*As Necessary*)

VI. ADJOURNMENT OF MEETING

There being no further business to discuss, President Wolk adjourned the regular meeting of the Board of Directors of the Fallbrook Public Utility District at 6:15 p.m.

President, Board of Directors

ATTEST:

Secretary, Board of Directors

Minutes of the June 30, 2017 Special Board Meeting

**FALLBROOK PUBLIC UTILITY DISTRICT
BOARD OF DIRECTORS
SPECIAL BOARD MEETING**

MINUTES

FRIDAY, JUNE 30, 2017
2:00 P.M.

FALLBROOK PUBLIC UTILITY DISTRICT
990 E. MISSION RD., FALLBROOK, CA 92028
PHONE: (760) 728-1125

I. PRELIMINARY FUNCTIONS

CALL TO ORDER / ROLL CALL / ESTABLISH A QUORUM

President Wolk called the special meeting of the Board of Directors of the Fallbrook Public Utility District to order at 2:01 p.m. A quorum was established with attendance as follows:

Board of Directors

Present: Charley Wolk, Member / President
Milt Davies, Member
Al Gebhart, Member / Vice-President
Don McDougal, Member

Absent: Jennifer DeMeo, Member

General Legal Counsel

Present: Paula de Sousa Mills

PLEDGE OF ALLEGIANCE

President Wolk led the Pledge of Allegiance.

APPROVAL OF AGENDA

MOTION: Director McDougal moved to approve the agenda as submitted; Vice-President Gebhart seconded. Motion carried; **VOTE:**

AYES: Directors Davies, Gebhart, McDougal, and Wolk
NOES: None
ABSTAIN: None
ABSENT: Director DeMeo

Also present were others, including, but not limited to: There were no others present.

PUBLIC COMMENT

There were no public comments.

ADJOURN TO CLOSED SESSION

The Board adjourned to Closed Session at 2:03 pm.

II. CLOSED SESSION

PUBLIC EMPLOYEE PERFORMANCE EVALUATION PER GC § 54957
TITLE: GENERAL MANAGER

RECONVENE TO OPEN SESSION

The Board returned from Closed Session and reconvened to Open Session at 3:07 p.m.

REPORT FROM CLOSED SESSION (*As Necessary*)

There was no reportable action taken in Closed Session.

III. ADJOURNMENT OF MEETING

There being no further business to discuss, President Wolk adjourned the special meeting of the Board of Directors of the Fallbrook Public Utility District at 3:07 p.m.

President, Board of Directors

ATTEST:

Secretary, Board of Directors

Minutes of the July 14, 2017 Special Board Meeting

**FALLBROOK PUBLIC UTILITY DISTRICT
BOARD OF DIRECTORS
SPECIAL BOARD MEETING**

MINUTES

FRIDAY, JULY 14, 2017
1:00 P.M.

FALLBROOK PUBLIC UTILITY DISTRICT
990 E. MISSION RD., FALLBROOK, CA 92028
PHONE: (760) 728-1125

I. PRELIMINARY FUNCTIONS

CALL TO ORDER / ROLL CALL / ESTABLISH A QUORUM

President Wolk called the special meeting of the Board of Directors of the Fallbrook Public Utility District to order at 1:00 p.m. A quorum was established with attendance as follows:

Board of Directors

Present: Charley Wolk, Member / President
Al Gebhart, Member / Vice-President
Milt Davies, Member
Jennifer DeMeo, Member
Don McDougal, Member (*arrived at 1:01 p.m.*)

Absent: None

District Staff

Present: Paula de Sousa Mills, General Legal Counsel
Stephen V. Lopardo, Special Legal Counsel
Brian J. Brady, General Manager
Jack Bebee, Assistant General Manager
Mary Lou West, Secretary

Also present were others, including, but not limited to: Helene Brazier, Archie McPhee, and Patricia McPhee.

PLEDGE OF ALLEGIANCE

President Wolk led the Pledge of Allegiance.

APPROVAL OF AGENDA

MOTION: Vice-President Gebhart moved to approve the agenda as submitted; Director Davies seconded. Motion carried; VOTE:

AYES: Directors Davies, DeMeo, Gebhart, and Wolk
NOES: None
ABSTAIN: None
ABSENT: Director McDougal

PUBLIC COMMENT

There were no comments from members of the public.

II. ACTION / DISCUSSION

A. SANTA MARGARITA PROPERTY – TERMINATION OF PURCHASE AND SALE AGREEMENT

Recommendation: That the Board vote to terminate the Purchase and Sale Agreement for the 1,384 acre Santa Margarita River Property with Western Rivers Conservancy (WRC), and return escrowed funds to WRC.

Dr. Brady stated that Stephen V. Lopardo, Special Legal Counsel, would provide details concerning the proposed termination of the Purchase and Sale Agreement for the Santa Margarita River property with Western Rivers Conservancy (WRC).

Mr. Lopardo reported that pursuant to the terms of the contract, the close of escrow was to be done by June 30, 2017. Prior to June 30, 2017, WRC requested an extension of time, which was subsequently rejected by the Board of Directors at the June 26, 2017 regular board meeting. As a result, WRC has requested a refund of their \$100,000 deposit funds held in escrow. Mr. Lopardo recommended the Board of Directors take formal action to (1) cancel the contract, (2) return the \$100,000 deposit to the buyer, and (3) reject the proposed long-term steward agreement submitted by WRC. In addition, the action should include authorization to send the letter that was attached to the staff memo and included in the board packet.

MOTION: Director Davies moved to authorize the general manager, together with District's legal counsel, to send a letter consistent with the letter dated July 14, 2017, included in the board packet, that states the Fallbrook Public Utility District rejects Western Rivers Conservancy's proposed long-term steward agreement, cancels the contract, and authorizes the cancellation of escrow and the return of the buyer's deposit; Vice-President Gebhart seconded. Motion carried; VOTE:

AYES: Directors Davies, DeMeo, Gebhart, McDougal, and Wolk
NOES: None
ABSTAIN: None
ABSENT: None

ADJOURN TO CLOSED SESSION

Following the announcement of Closed Session Items 1 and 2, the Board adjourned to Closed Session at 1:08 pm.

III. CLOSED SESSION

1. CONFERENCE WITH REAL PROPERTY NEGOTIATORS PER GC § 54956.8

Property: Santa Margarita River Property (about 1,380 acres of wild watershed land north of Fallbrook around the Santa Margarita River Preserve)

Agency Negotiators: Brian J. Brady, Jack Bebee, and Paula de Sousa Mills

Under Negotiation: Price and terms of payment

2. PUBLIC EMPLOYEE PERFORMANCE EVALUATION PER GC § 54957

Title: General Manager

RECONVENE TO OPEN SESSION

The Board returned from Closed Session and reconvened to Open Session at 2:59 p.m.

REPORT FROM CLOSED SESSION (*As Necessary*)

There was no reportable action taken in Closed Session.

IV. ADJOURNMENT OF MEETING


There being no further business to discuss, President Wolk declared the special meeting of the Board of Directors of the Fallbrook Public Utility District adjourned at 3:00 p.m.

President, Board of Directors

ATTEST:

Secretary, Board of Directors

Evaluation of District Energy Use



Fallbrook Public Utility District

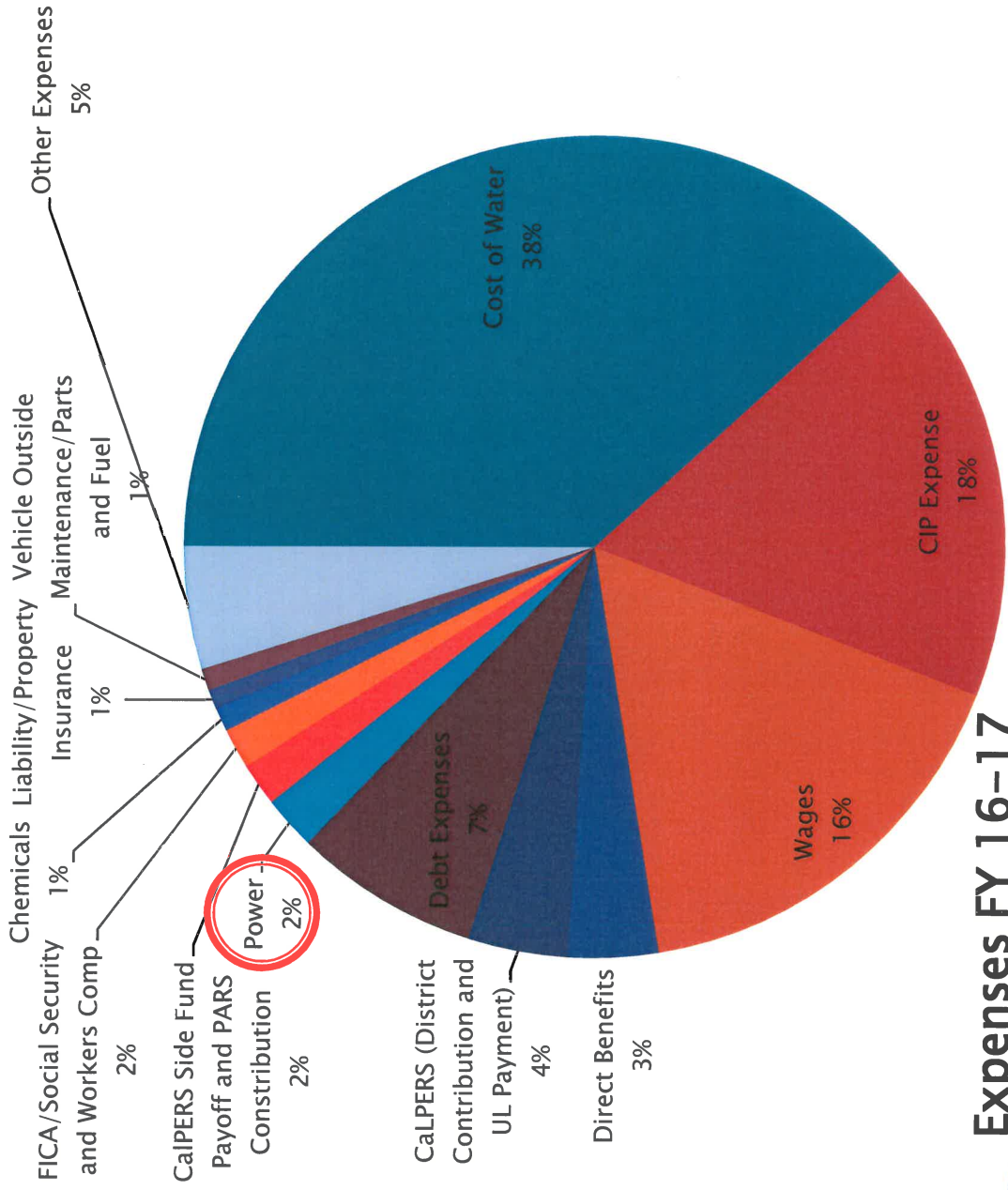
Evaluation of District Energy Use

Presentation at Board Meeting

July 24, 2017

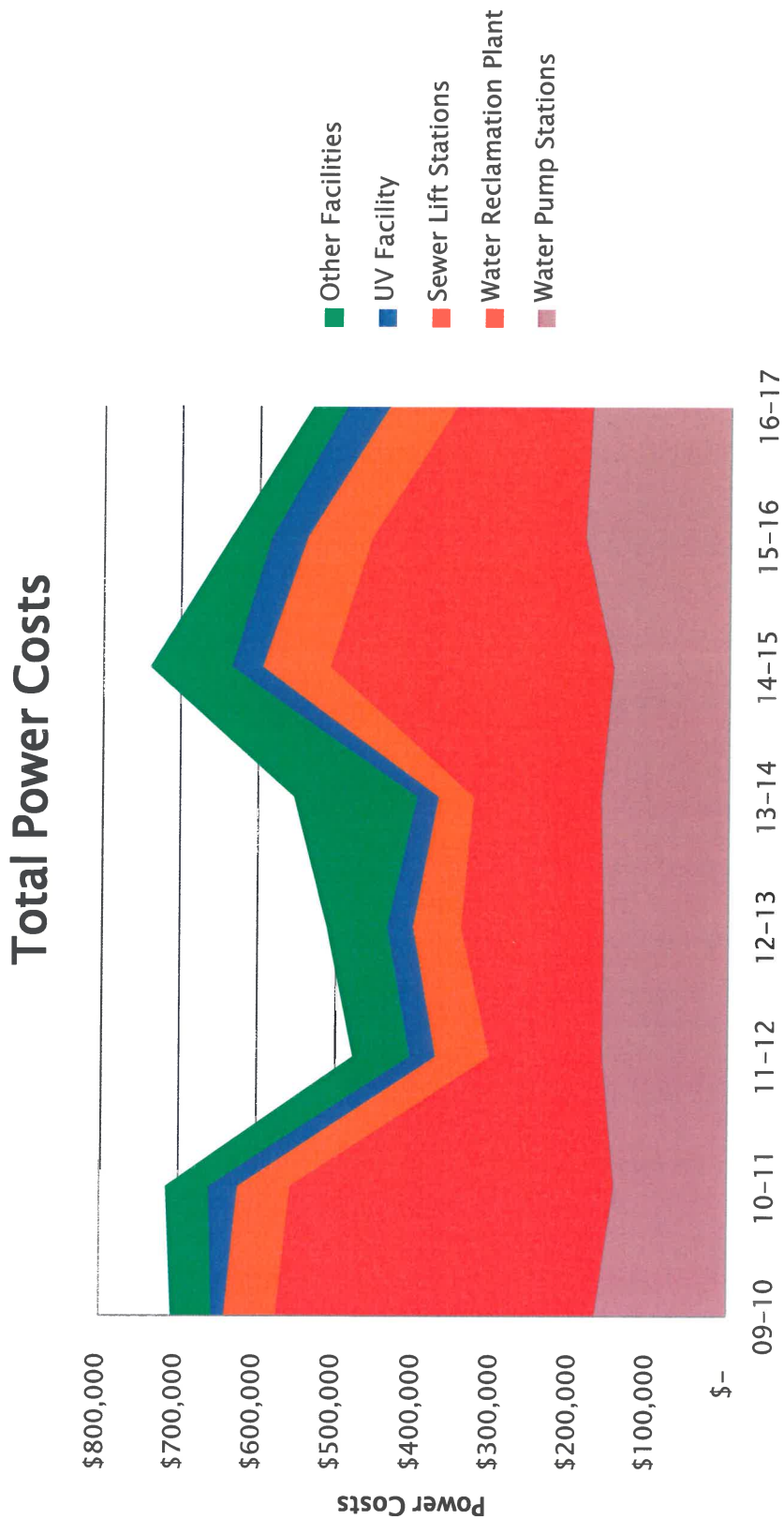


Overall Energy Cost



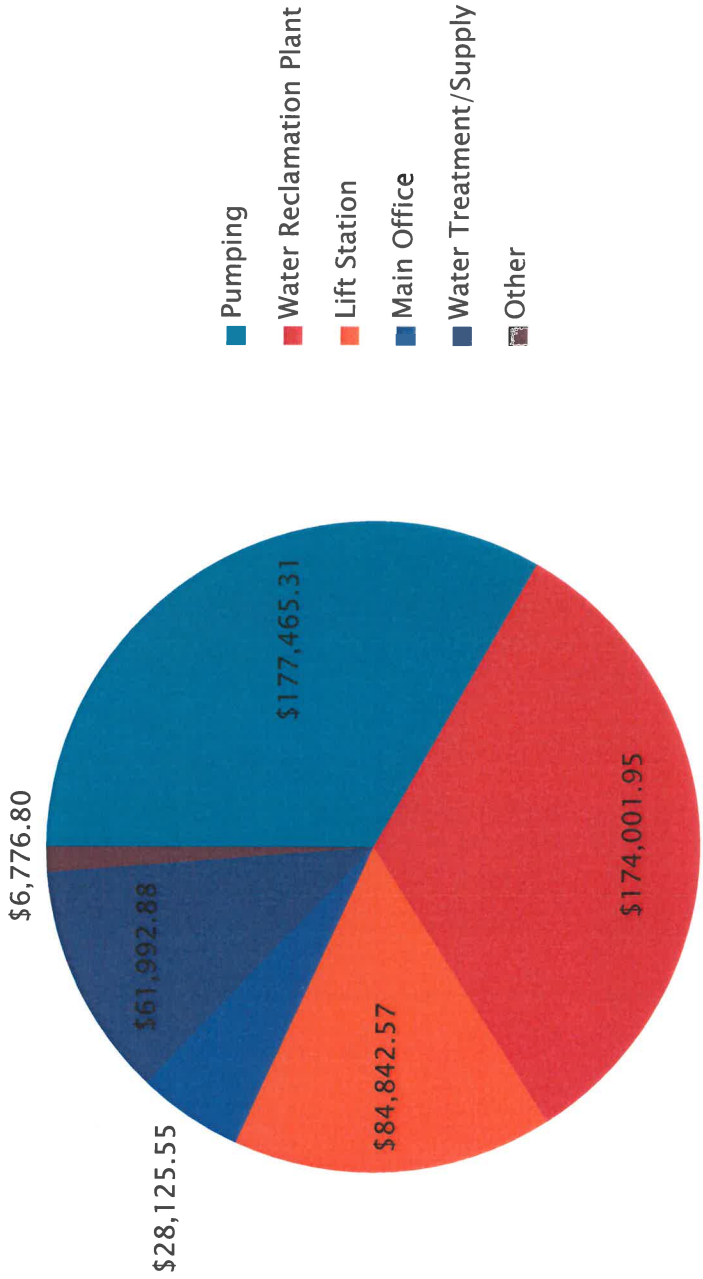
Expenses FY 16-17

Overall Energy Cost by Fiscal Year




Overall Energy Cost by Function

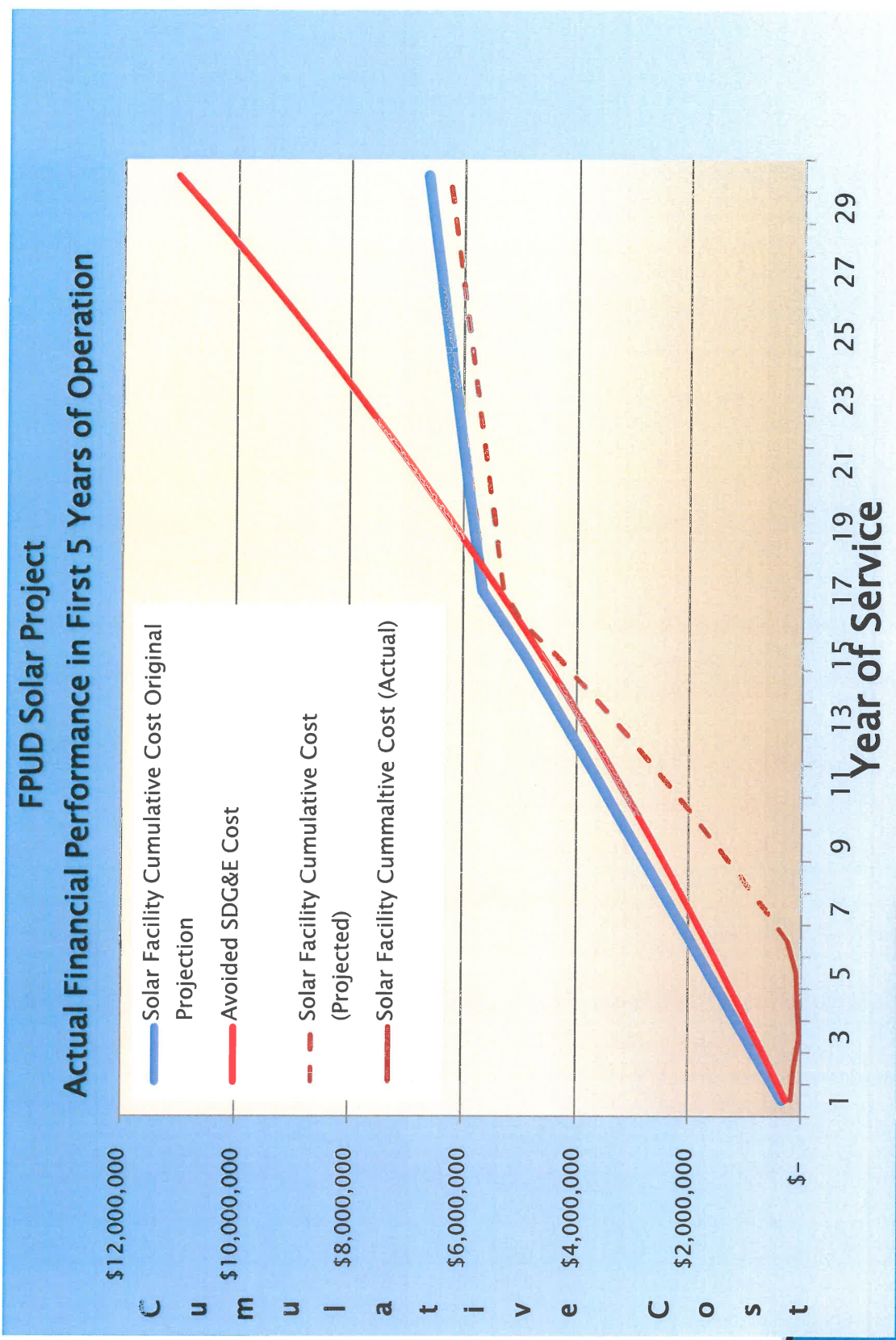
FY 16/17 Energy Cost



Overall Energy Production and Purchases



Overall Energy Cost - Performance of Solar



Future Energy Concerns

- ▶ Impact of SDG&E Time of Use (TOU) Rate Changes on Solar Economics (Rate Case)
- ▶ Impact of TOU Changes on Pumping Costs
- ▶ Mitigating other rate increases / changes

Recommendations

- ▶ Evaluate Options to mitigate TOU impacts on solar (Batteries)
- ▶ Evaluate physical options to reduce energy costs
 - Solar or batteries at pump stations
 - Digester and gas production at WRP
 - Installation of variable frequency drives at lift stations and pump stations

Recommendations

- ▶ Create monthly energy use performance reports for WRP, UV Facility and Pump Stations
- ▶ Evaluate operational options to reduce energy costs
 - Optimize WRP operations
 - Updated pumping schedules based on revised energy rates
 - Optimize system operating pressure.

Questions



M E M O

TO: Board of Directors
FROM: Jack Bebee, Assistant General Manager *NRB*
DATE: July 24, 2017
SUBJECT: Award of Independent Audit Services for FY 2016-17

Purpose

To request Board approval to award independent financial audit services to MGO for FY 2016-17.

Summary

MGO completed the District financial audit for the previous fiscal year (FY 2015-16). The accounting system conversion resulted in a significant delay in the FY 2015-16 audit as the District financial system transitioned into the new Springbrook financial system. Since MGO is knowledgeable on the issues that resulted in the delay and has the expertise to independently verify these issues are now properly resolved, it is recommended to have MGO perform the financial audit for FY 2016-17.

After this audit is completed, the District will issue a request for proposals (RFP) for future financial auditing services for the FY 2017-18 through FY 2019-20 audits.

In addition to the audit services and since the District is in the process of filing the Assistant General Manager / Chief Financial Officer position, it is recommended to engage MGO to provide some additional, as-needed higher level accounting support services to ensure the audit is completed in a timely manner. These services would include as-needed basis items, such as:

- Review of District timelines and processes to close the year.
- Review in detail past problems with CIP transactions and general ledger in Springbrook.
- Provide support to accounting staff when questions arise regarding closing the year.
- Provide support to accounting staff as questions arise in the current year fiscal year.

Recommended Action

That the Board authorize staff to enter into a professional services agreement with MGO to provide a financial audit for FY 2016-17 at a cost of \$34,500 and to provide additional as-needed accounting support services at a cost not-to-exceed \$20,000.



990 East Mission Road
P. O. Box 2290
Fallbrook, California
92088-2290

(760) 728-1125 (Phone)
(760) 728-5943 (Fax)

Board of Directors:

Milt Davies
Jennifer DeMeo
Al Gebhart
Don McDougal
Charley Wolk

Staff:

Brian J. Brady
General Manager

Jack Bebee
Assistant General Manager

Paula de Sousa Mills
General Counsel

Robert H. James
Of Counsel to the District

Mary Lou West
Board Secretary

**Treasurer's Report
June 30, 2017**

Money Market Account

Disbursements		2,837,939.02
Receipts	\$	2,727,340.87
Interest		
Balance as of 5/31/17	\$	2,103,342.04
Balance as of 06/30/17	\$	1,992,743.89

Operating Account

Disbursements	\$	1,538,446.76
Receipts	\$	2,840,971.00
Balance as of 05/31/17	\$	(1,282,838.63)
Balance as of 06/30/17	\$	19,685.61

All investments have been made in accordance with the District's Annual Statement of Investment Policy.

Paula Clark
June 30, 2017

PFM Transactions June 2017

Transaction Type	Trade Date	Settle Date	Security Description	CUSIP	Principal Proceeds	Accrued Interest	Total Amount
INTEREST	6/1/2017	6/25/2017	FNMA SERIES 2016-M9 ASQ2	3136ASPX8	0	131.14	131.14
PAYDOWNS	6/1/2017	6/25/2017	FNMA SERIES 2016-M9 ASQ2	3136ASPX8	1870.19	0	1870.19
INTEREST	6/1/2017	6/1/2017	CATERPILLAR FINANCIAL CORP NOTES	14912L6F3	0	6356.25	6356.25
INTEREST	6/1/2017	6/1/2017	MONEY MARKET FUND	MONEY0002	0	24.62	24.62
INTEREST	6/5/2017	6/5/2017	CANADIAN IMPERIAL BANK NY CD	13606A5Z7	0	-13.68	-13.68
INTEREST	6/7/2017	6/7/2017	WELLS FARGO & COMPANY NOTES	94974BGR5	0	4908.75	4908.75
INTEREST	6/7/2017	6/7/2017	CITIGROUP INC CORP NOTES	172967KS9	0	1025	1025
INTEREST	6/15/2017	6/15/2017	TOYOTA ABS 2016-C A3	89237WAD9	0	42.75	42.75
INTEREST	6/15/2017	6/15/2017	FORDO 2017-A A3	34531EAD8	0	132.21	132.21
INTEREST	6/15/2017	6/15/2017	CNH EQUIPMENT TRUST POOL	12636WAB2	0	205	205
INTEREST	6/15/2017	6/15/2017	JOHN DEERE ABS 2016-B A3	47788NAC2	0	36.46	36.46
INTEREST	6/15/2017	6/15/2017	JDOT 2017-A A3	47787XAC1	0	44.5	44.5
INTEREST	6/15/2017	6/15/2017	CARMAX ABS 2016-3 A2	14314EAB7	0	101.07	101.07
INTEREST	6/15/2017	6/15/2017	TOYOTA ABS 2016-B A3	89231UAD9	0	119.17	119.17
INTEREST	6/15/2017	6/15/2017	HYUNDAI AUTO RECEIVABLES TRUST	44891EAC3	0	80.63	80.63
PAYDOWNS	6/15/2017	6/15/2017	CARMAX ABS 2016-3 A2	14314EAB7	9958.15	0	9958.15
BUY	6/16/2017	6/16/2017	CITIBANK NA CERT DEPOS	17305TPX4	160000	0	160000
SELL	6/16/2017	6/16/2017	FHLB NOTES	3130A8PK3	64512.5	145.57	64658.07
INTEREST	6/18/2017	6/18/2017	STATE BANK OF INDIA LT CD	856283VY9	0	2504.37	2504.37
BUY	6/26/2017	6/28/2017	US TREASURY N/B NOTES	912828U81	394737.89	3856.91	398594.8
SELL	6/26/2017	6/28/2017	FNMA BENCHMARK NOTE	3135G0J53	283318.5	965.83	284284.33
BUY	6/26/2017	6/28/2017	US TREASURY N/B NOTES	912828W89	110648.83	501.54	111150.37
SELL	6/26/2017	6/28/2017	US TREASURY NOTES	912828U12	104881.05	590.26	105471.31
SELL	6/26/2017	6/28/2017	FHLB NOTES	3130AAE46	114826.35	646.88	115473.23
INTEREST	6/30/2017	6/30/2017	US TREASURY NOTES	912828XH8	0	2600	2600
INTEREST	6/30/2017	6/30/2017	US TREASURY N/B NOTES	912828U81	0	3900	3900

TRUSTED SOLUTIONS. LASTING RESULTS.

FALLBROOK PUBLIC UTILITY DISTRICT
PARS Post-Employment Benefits Trust

Monthly Account Report for the Period
5/1/2017 to 5/31/2017

Brian Brady
General Manager
Fallbrook Public Utility District
PO Box 2290
Fallbrook, CA 92088

Account Summary

Source	Beginning Balance as of 5/1/2017	Contributions	Earnings	Expenses	Distributions	Transfers	Ending Balance as of 5/31/2017
OPEB	\$745,845.95	\$0.00	\$6,780.01	\$155.38	\$0.00	\$0.00	\$752,470.58
PENSION	\$604,684.03	\$0.00	\$4,298.64	\$125.98	\$0.00	\$0.00	\$608,856.69
Totals	\$1,350,529.98	\$0.00	\$11,078.65	\$281.36	\$0.00	\$0.00	\$1,361,327.27

Investment Selection

Source

OPEB	Moderate Index PLUS
PENSION	Moderately Conservative Index PLUS

Investment Objective

Source

OPEB	The dual goals of the Moderate Strategy are growth of principal and income. It is expected that dividend and interest income will comprise a significant portion of total return, although growth through capital appreciation is equally important. The portfolio will be allocated between equity and fixed income investments.
PENSION	The dual goals of the Moderately Conservative Strategy are current income and moderate capital appreciation. The major portion of the assets is committed to income-producing securities. Market fluctuations should be expected.

Investment Return

Source	1-Month	3-Months	1-Year	Annualized Return			Plan's Inception Date
				3-Years	5-Years	10-Years	
OPEB	0.91%	2.22%	-	-	-	-	2/16/2017
PENSION	0.71%	-	-	-	-	-	2/16/2017

Information as provided by US Bank, Trustee for PARS; Not FDIC Insured; No Bank Guarantee; May Lose Value

Past performance does not guarantee future results. Performance returns may not reflect the deduction of applicable fees, which could reduce returns. Information is deemed reliable but may be subject to change.

Account balances are inclusive of Trust Administration, Trustee and Investment Management fees

Investment Return: Annualized rate of return is the return on an investment over a period other than one year multiplied or divided to give a comparable one-year return.



Portfolio Summary and Statistics

For the Month Ending June 30, 2017

FPUD - INVESTMENT PORTFOLIO - 28710100

Account Summary

Description	Par Value	Market Value	Percent
U.S. Treasury Bond / Note	4,440,000.00	4,447,480.09	31.05
Federal Agency Collateralized Mortgage Obligation	75,480.60	75,561.63	0.53
Federal Agency Bond / Note	830,000.00	822,972.05	5.74
Corporate Note	4,142,000.00	4,197,856.40	29.30
Commercial Paper	100,000.00	99,541.50	0.69
Certificate of Deposit	3,915,000.00	3,931,278.29	27.44
Asset-Backed Security / Collateralized Mortgage Obligation	753,707.39	752,682.76	5.25

Managed Account Sub-Total 14,256,187.99 14,327,372.72 100.00%

Accrued Interest 58,454.30

Total Portfolio 14,256,187.99 14,385,827.02

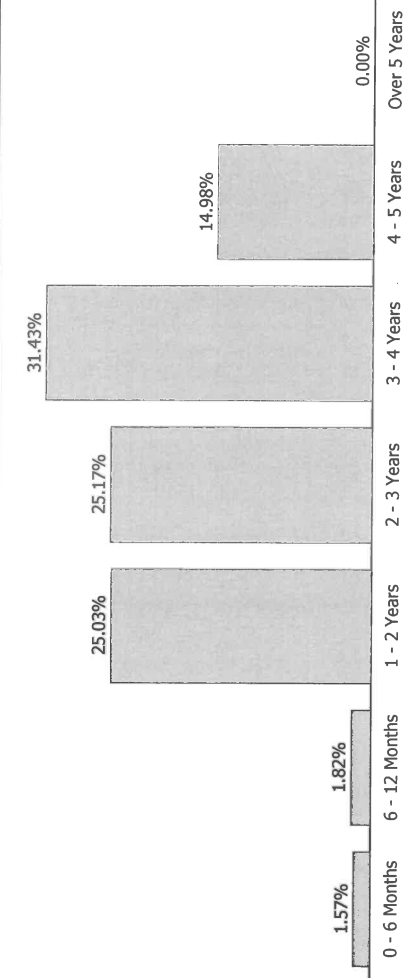
MARKET VALUE IS GREATER THAN PAR VALUE

Unsettled Trades

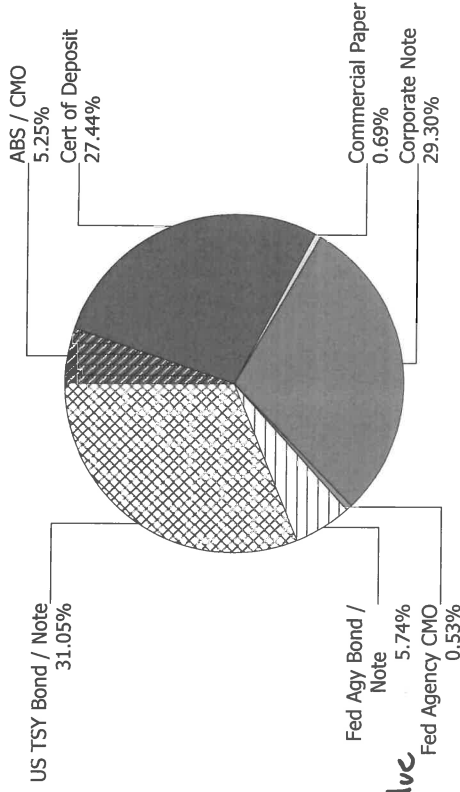
0.00

0.00

Maturity Distribution



Sector Allocation



Characteristics

Yield to Maturity at Cost 1.72%

1.7 as of 5/31/17

Yield to Maturity at Market 1.71%

Duration to Worst 2.62

Weighted Average Days to Maturity 1019



Managed Account Issuer Summary

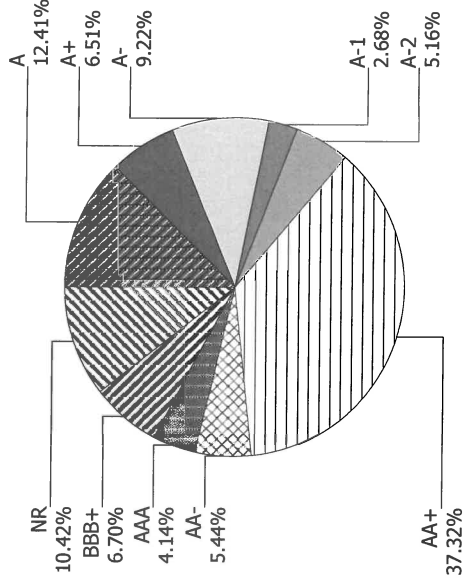
For the Month Ending June 30, 2017

FPUD - INVESTMENT PORTFOLIO - 28710100

Issuer Summary

Issuer	Market Value of Holdings	Percent
AMERICAN EXPRESS CO	531,404.49	3.71
AMERICAN HONDA FINANCE	90,197.19	0.63
BANK OF BARODA	246,617.25	1.72
BANK OF MONTREAL	281,627.64	1.97
BANK OF NOVA SCOTIA	279,835.08	1.95
BB&T CORPORATION	552,481.15	3.86
BURLINGTON NORTHERN SANTA FE	212,626.60	1.48
CANADIAN IMPERIAL BANK OF COMMERCE	281,172.92	1.96
CAPTIAL ONE FINANCIAL CORP	493,088.47	3.44
CARMAX AUTO OWNER TRUST	93,587.22	0.65
CATERPILLAR INC	570,831.37	3.99
CHEVRON CORPORATION	299,126.10	2.09
CIT GROUP INC	100,124.80	0.70
CITIBANK CREDIT CARD ISSUANCE	120,153.14	0.84
CITIGROUP INC	260,020.41	1.81
CNH EQUIPMENT TRUST	150,315.93	1.05
FANNIE MAE	542,172.98	3.78
FEDERAL HOME LOAN BANKS	59,935.80	0.42
FIRST RESOURCE BANK	245,943.01	1.72
FORD CREDIT AUTO OWNER TRUST	94,929.61	0.66
FREDDIE MAC	296,424.90	2.07
GOLDMAN SACHS GROUP INC	290,575.36	2.03
HYUNDAI AUTO RECEIVABLES	74,378.13	0.52
ING GROUP NV	99,541.50	0.69
JOHN DEERE OWNER TRUST	64,878.70	0.45
JP MORGAN CHASE & CO	484,543.61	3.38
MORGAN STANLEY	569,405.87	3.97
NORDEA BANK AB	281,172.92	1.96
RONDOUT SAVINGS BANK	245,913.12	1.72
STATE BANK OF INDIA	246,833.83	1.72
SUMITOMO MITSUI FINANCIAL GROUP INC	250,380.00	1.75
SVENSKA HANDELSBANKEN AB	199,456.80	1.39

Credit Quality (S&P Ratings)





Managed Account Issuer Summary

For the Month Ending June 30, 2017

FPUD - INVESTMENT PORTFOLIO - 28710100

Issuer	Market Value of Holdings	Percent
SYNCHRONY BANK	247,287.81	1.73
THE BANK OF NEW YORK MELLON CORPORATION	354,029.98	2.47
THE NORINCHUKIN BANK	125,023.73	0.87
TOYOTA AUTO RECEIVABLES	154,440.03	1.08
UNITED STATES TREASURY	4,447,480.09	31.05
WELLS FARGO & COMPANY	389,415.18	2.72
Total	\$14,327,372.72	100.00%

increased 2.59% from 5/31/17



Managed Account Detail of Securities Held

For the Month Ending June 30, 2017

FPUD - INVESTMENT PORTFOLIO - 28710100

Security Type/Description Dated Date/Coupon/Maturity	CUSIP	Par	S&P Rating	Moody's Rating	Trade Date	Settle Date	Original Cost	YTM at Cost	Accrued Interest	Amortized Cost	Market Value	
U.S. Treasury Bond / Note												
US TREASURY NOTES DTD 06/01/2015 1.500% 05/31/2020	912828XE5	360,000.00	AA+	Aaa	06/27/16	06/29/16	368,704.69	0.87	457.38	366,500.86	359,465.76	
US TREASURY NOTES DTD 06/01/2015 1.500% 05/31/2020	912828XE5	525,000.00	AA+	Aaa	09/01/16	09/02/16	533,469.73	1.06	667.01	531,626.85	524,220.90	
US TREASURY NOTES DTD 06/30/2015 1.625% 06/30/2020	912828XH8	320,000.00	AA+	Aaa	11/01/16	11/02/16	325,300.00	1.16	14.13	324,357.86	320,562.56	
US TREASURY NOTE DTD 12/02/2013 2.000% 11/30/2020	912828A42	730,000.00	AA+	Aaa	04/27/16	04/29/16	752,299.22	1.31	1,236.61	746,729.61	738,583.34	
US TREASURY NOTES DTD 05/02/2016 1.375% 04/30/2021	912828O78	150,000.00	AA+	Aaa	02/01/17	02/03/17	147,035.16	1.86	347.49	147,310.70	148,084.05	
US TREASURY NOTES DTD 05/02/2016 1.375% 04/30/2021	912828O78	335,000.00	AA+	Aaa	01/03/17	01/05/17	328,326.17	1.86	776.05	329,054.26	330,721.05	
US TREASURY NOTES DTD 06/02/2014 2.000% 05/31/2021	912828WN6	400,000.00	AA+	Aaa	10/04/16	10/05/16	413,828.13	1.23	677.60	411,689.76	404,062.40	
US TREASURY N/B DTD 08/01/2016 1.125% 07/31/2021	912828S76	175,000.00	AA+	Aaa	05/08/17	05/10/17	170,016.60	1.83	821.22	170,180.55	170,570.40	
US TREASURY N/B DTD 07/31/2014 2.250% 07/31/2021	912828WY2	295,000.00	AA+	Aaa	11/22/16	11/23/16	301,268.75	1.78	2,768.68	300,491.65	300,611.79	
US TREASURY NOTES DTD 09/02/2014 2.000% 08/31/2021	912828D72	400,000.00	AA+	Aaa	12/01/16	12/05/16	401,406.25	1.92	2,673.91	401,247.96	403,515.60	
US TREASURY NOTES DTD 10/31/2016 1.250% 10/31/2021	912828T67	250,000.00	AA+	Aaa	03/14/17	03/16/17	240,703.13	2.10	526.49	241,268.08	244,199.25	
US TREASURY N/B NOTES DTD 01/03/2017 2.000% 12/31/2021	912828U81	390,000.00	AA+	Aaa	06/26/17	06/28/17	394,737.89	1.72	21.20	394,729.73	392,818.53	
US TREASURY N/B NOTES DTD 03/31/2017 1.875% 03/31/2022	912828W89	110,000.00	AA+	Aaa	06/26/17	06/28/17	110,648.83	1.75	518.44	110,647.79	110,064.46	

Security Type Sub-Total 4,440,000.00 4,487,744.55 1.48 11,506.21 4,475,835.66 4,447,480.09



Managed Account Detail of Securities Held

For the Month Ending June 30, 2017

FPUD - INVESTMENT PORTFOLIO - 28710100

Security Type / Description	Dated Date / Coupon / Maturity	CUSIP	S&P Rating	Moody's Rating	Trade Date	Settle Date	Original Cost	YTM at Cost	Accrued Interest	Amortized Cost	Market Value
Federal Agency Collateralized Mortgage Obligation											
FNMA SERIES 2016-M9 ASQ2		31366ASPX8	AA+	Aaa	06/09/16	06/30/16	76,235.37	1.05	112.28	75,932.86	75,561.63
DTD 06/01/2016 1.785% 06/01/2019											
Security Type Sub-Total			75,480.60				76,235.37	1.05	112.28	75,932.86	75,561.63
Federal Agency Bond / Note											
FEDERAL HOME LOAN BANK AGENCY NOTES		3130ABF92	AA+	Aaa	05/11/17	05/12/17	59,886.60	1.47	112.29	59,893.95	59,935.80
DTD 05/12/2017 1.375% 05/28/2019											
FHLMC REFERENCE NOTE		3137EAE81	AA+	Aaa	07/19/16	07/20/16	299,274.00	0.96	1,181.25	299,501.21	296,424.90
DTD 07/20/2016 0.875% 07/19/2019											
FANNIE MAE GLOBAL NOTES		3135G0R39	AA+	Aaa	10/24/16	10/25/16	254,224.80	1.10	474.58	254,399.36	252,174.86
DTD 10/25/2016 1.000% 10/24/2019											
FNMA NOTES		3135G0T29	AA+	Aaa	02/24/17	02/28/17	214,862.40	1.52	1,101.88	214,877.77	214,436.49
DTD 02/28/2017 1.500% 02/28/2020											
Security Type Sub-Total			830,000.00				828,247.80	1.19	2,870.00	828,672.29	822,972.05
Corporate Note											
CHEVRON CORP NOTES		166764BH2	AA-	Aa2	05/09/16	05/16/16	300,000.00	1.56	585.38	300,000.00	299,126.10
DTD 05/16/2016 1.561% 05/16/2019											
CITIGROUP INC CORP NOTES		172967KS9	BBB+	Baa1	06/02/16	06/09/16	99,948.00	2.07	136.67	99,966.03	100,064.60
DTD 06/09/2016 2.050% 06/07/2019											
BURLINGTON NRTH CORP		12189TBC7	A	A3	06/03/16	06/08/16	220,780.00	1.48	2,350.00	214,218.70	212,626.60
DTD 09/24/2009 4.700% 10/01/2019											
CATERPILLAR FINANCIAL CORP NOTES		14912L6F3	A	A3	04/24/15	04/24/15	577,181.40	1.76	1,059.38	571,519.83	570,831.37
DTD 12/01/2014 2.250% 12/01/2019											
AMERICAN HONDA FINANCE		02665WBM2	A+	A1	02/13/17	02/16/17	89,872.20	2.05	675.00	89,887.77	90,197.19
DTD 02/16/2017 2.000% 02/14/2020											
BNY MELLON (CALLABLE) CORP NOTE		06406HCZ0	A	A1	07/07/15	07/07/15	352,148.30	2.14	2,669.82	352,088.79	354,029.98
DTD 02/24/2015 2.150% 02/24/2020											



Managed Account Detail of Securities Held

For the Month Ending June 30, 2017

FPUD - INVESTMENT PORTFOLIO - 28710100

Security Type/Description Dated Date/Coupon/Maturity	CUSIP	S&P Rating	Moody's Rating	Trade Date	Settle Date	Original Cost	YTM at Cost	Accrued Interest	Amortized Cost	Market Value
Corporate Note										
JP MORGAN CHASE & CO NOTES DTD 07/22/2010 4.400% 07/22/2020	46625HHS2	A-	A3	04/27/16	04/29/16	493,065.30	2.31	8,842.17	482,893.88	484,543.61
WELLS FARGO & COMPANY NOTES DTD 12/07/2015 2.550% 12/07/2020	94974BGR5	A	A2	04/27/16	04/29/16	391,579.65	2.16	654.50	389,969.05	389,415.18
MORGAN STANLEY CORP NOTES DTD 04/21/2016 2.500% 04/21/2021	61746BEA0	BBB+	A3	05/10/16	05/13/16	352,009.00	2.38	1,701.39	351,570.37	349,730.15
GOLDMAN SACHS GRP INC CORP NT (CALLABLE)	38141GVU5	BBB+	A3	08/10/16	08/15/16	296,693.20	2.11	1,395.63	295,471.70	290,575.36
AMERICAN EXPRESS CREDIT CORP NOTES DTD 05/05/2016 2.250% 05/05/2021	0258M0EB1	A-	A2	05/05/16	05/10/16	286,558.95	2.13	997.50	286,216.61	284,559.39
BRANCH BANKING & TRUST CORP NOTE DTD 05/10/2016 2.050% 05/10/2021	05531FAV5	A-	A2	05/10/16	05/16/16	249,835.00	2.06	726.04	249,871.14	248,049.25
MORGAN STANLEY BONDS DTD 11/17/2016 2.625% 11/17/2021	61746BED4	BBB+	A3	02/01/17	02/03/17	216,755.00	2.96	705.83	217,021.21	219,675.72
BB&T CORP NOTES DTD 03/21/2017 2.750% 04/01/2022	05531FAX1	A-	A2	04/03/17	04/06/17	302,265.00	2.59	2,291.67	302,165.41	304,431.90
Security Type Sub-Total						4,228,691.00	2.12	24,790.98	4,202,860.49	4,197,856.40
Commercial Paper										
ING (US) FUNDING LLC COMM PAPER DTD 02/06/2017 0.000% 11/01/2017	4497W0Y10	A-1	P-1	02/06/17	02/06/17	98,928.00	1.46	0.00	99,508.00	99,541.50
Security Type Sub-Total						98,928.00	1.46	0.00	99,508.00	99,541.50
Certificate of Deposit										
NORINCHUKIN BANK NY CERT DEPOS DTD 05/10/2017 1.400% 11/10/2017	65602USD1	A-1	P-1	05/08/17	05/10/17	125,000.00	1.40	252.78	125,000.00	125,023.73
CITIBANK NA CERT DEPOS DTD 06/16/2017 1.400% 01/02/2018	17305TPX4	A-1	P-1	06/16/17	06/16/17	160,000.00	1.40	93.33	160,000.00	159,955.81



Managed Account Detail of Securities Held

For the Month Ending June 30, 2017

FPUD - INVESTMENT PORTFOLIO - 28710100

Security Type/Description	Dated Date/Coupon/Maturity	CUSIP	S&P Rating	Moody's Rating	Trade Date	Settle Date	Original Cost	YTM at Cost	Accrued Interest	Amortized Cost	Market Value
Certificate of Deposit											
CT BANK LT CD		17284A6P8	NR	NR	03/14/13	03/14/13	100,000.00	1.08	331.51	100,000.00	100,124.80
DTD 03/13/2013 1.100% 03/13/2018											
ROUNDOUT SAVINGS BANK LT CD		776322AP4	NR	NR	01/24/15	01/24/15	245,000.00	1.32	1,440.80	245,000.00	245,913.12
DTD 01/23/2015 1.350% 07/23/2018											
FIRST RESOURCE BANK LT CD		336177A03	NR	NR	01/29/15	01/29/15	245,000.00	1.10	1,343.81	245,000.00	245,943.01
DTD 01/28/2015 1.300% 07/30/2018											
CAPTIAL ONE BANK USA NA LT CD		14042E5N6	A-2	P-1	08/12/15	08/12/15	245,000.00	1.40	1,586.12	245,000.00	245,835.94
DTD 08/12/2015 1.700% 08/13/2018											
SYNCHRONY BANK LT CD		36157OSM0	NR	NR	10/25/13	10/25/13	245,000.00	2.05	966.91	245,000.00	247,287.81
DTD 10/25/2013 2.150% 10/25/2018											
BANK OF BARODA LT CD		0606246K4	NR	NR	10/29/13	10/29/13	245,000.00	1.96	880.66	245,000.00	246,617.25
DTD 10/28/2013 2.050% 10/29/2018											
CANADIAN IMPERIAL BANK NY CD		13606A5Z7	A+	Aa3	12/01/16	12/05/16	279,781.60	1.78	424.36	279,844.26	281,172.92
DTD 12/05/2016 1.760% 11/30/2018											
NORDEA BANK FINLAND NY CD		6558LWA6	AA-	Aa3	12/01/16	12/05/16	280,000.00	1.74	438.04	280,000.00	281,172.92
DTD 12/05/2016 1.760% 11/30/2018											
STATE BANK OF INDIA LT CD		856283VY9	NR	NR	12/19/13	12/19/13	245,000.00	1.96	178.88	245,000.00	246,833.83
DTD 12/18/2013 2.050% 12/18/2018											
SVENSKA HANDELSBANKEN NY LT CD		86958JHB8	AA-	Aa2	01/10/17	01/12/17	200,000.00	1.91	1,785.00	200,000.00	199,456.80
DTD 01/12/2017 1.890% 01/10/2019											
BANK OF MONTREAL CHICAGO CERT DEPOS		06427KRC3	A+	Aa3	02/08/17	02/09/17	280,000.00	1.90	2,076.36	280,000.00	281,627.64
DTD 02/09/2017 1.880% 02/07/2019											
BANK OF NOVA SCOTIA HOUSTON LT CD		06417GUE6	A+	A1	04/05/17	04/06/17	280,000.00	1.91	1,277.58	280,000.00	279,835.08
DTD 04/06/2017 1.910% 04/05/2019											
SUMITOMO MITSUI BANK NY CD		86563YVNO	A	A1	05/03/17	05/04/17	250,000.00	2.05	811.46	250,000.00	250,380.00
DTD 05/04/2017 2.050% 05/03/2019											
AMERICAN EXPRESS BK FSB LT CD		02587CAJ9	A-2	P-1	07/25/14	07/25/14	245,000.00	1.92	2,121.10	245,000.00	246,845.10
DTD 07/24/2014 2.000% 07/24/2019											



Managed Account Detail of Securities Held

For the Month Ending June 30, 2017

FPUD - INVESTMENT PORTFOLIO - 28710100

Security Type/Description	Dated Date/Coupon/Maturity	CUSIP	Trade Date	Moody's Rating	S&P Rating	Par	Moody's Rating	Trade Date	Settle Date	Original Cost	YTM at Cost	Accrued Interest	Amortized Cost	Market Value	
Certificate of Deposit															
CAPTIAL ONE BANK USA NA LT CD	08/12/2015 2.000%	140420UE8	08/12/15	P-1	A-2	245,000.00		08/12/15	08/12/15	245,000.00	1.94	1,866.03	245,000.00	247,252.53	
Security Type Sub-Total															
											3,914,781.60	1.74	17,874.73	3,914,844.26	3,931,278.29
Asset-Backed Security / Collateralized Mortgage Obligation															
CARMAX ABS 2016-3 A2	07/20/2016 1.170%	14314EAB7	07/14/16	NR	AAA	93,707.39		07/14/16	07/20/16	93,699.74	1.18	48.73	93,702.21	93,587.22	
TOYOTA ABS 2016-B A3	05/11/2016 1.300%	89231UAD9	05/02/16	Aaa	AAA	110,000.00		05/02/16	05/11/16	109,994.38	1.30	63.56	109,996.26	109,691.92	
JOHN DEERE ABS 2016-B A3	07/27/2016 1.250%	47788NAC2	07/19/16	Aaa	NR	35,000.00		07/19/16	07/27/16	34,997.21	1.25	19.44	34,997.99	34,844.32	
CNH EQUIPMENT TRUST POOL	03/22/2017 1.640%	12636WAB2	03/15/17	Aaa	AAA	150,000.00		03/15/17	03/22/17	149,994.24	1.80	109.33	149,994.58	150,315.93	
TOYOTA ABS 2016-C A3	08/10/2016 1.140%	89237WAD9	08/01/16	Aaa	AAA	45,000.00		08/01/16	08/10/16	44,998.79	1.14	22.80	44,999.11	44,748.11	
CCCT 2017-A2 A2	01/26/2017 1.740%	17305EGA7	01/19/17	Aaa	AAA	120,000.00		01/19/17	01/26/17	119,977.02	1.75	899.00	120,000.00	120,153.14	
JDOT 2017-A A3	03/02/2017 1.780%	47787XAC1	02/22/17	Aaa	NR	30,000.00		02/22/17	03/02/17	29,995.73	1.79	23.73	29,996.10	30,034.38	
HYUNDAI AUTO RECEIVABLES TRUST	09/21/2016 1.290%	44891EAC3	09/14/16	Aaa	AAA	75,000.00		09/14/16	09/21/16	74,989.91	1.30	43.00	74,991.81	74,378.13	
FORDO 2017-A A3	01/25/2017 1.670%	34531EAD8	01/18/17	Aaa	NR	95,000.00		01/18/17	01/25/17	94,999.65	1.67	70.51	94,999.71	94,929.61	
Security Type Sub-Total											753,646.67	1.51	1,300.10	753,677.77	752,682.76
Managed Account Sub-Total											14,388,274.99	1.72	58,454.30	14,351,331.33	14,327,372.72



Managed Account Detail of Securities Held

For the Month Ending **June 30, 2017**

FPUD - INVESTMENT PORTFOLIO - 28710100

Securities Sub-Total	\$14,256,187.99	\$14,388,274.99	1.72%	\$58,454.30	\$14,351,331.33	\$14,327,372.72
Accrued Interest				\$58,454.30		\$58,454.30
Total Investments						\$14,385,827.02



Managed Account Fair Market Value & Analytics

For the Month Ending June 30, 2017

FPUD - INVESTMENT PORTFOLIO - 28710100

Security Type / Description	Dated Date / Coupon / Maturity	CUSIP	Par	Broker	Next Call Date	Market Price	Market Value	Unreal G/L On Cost	Unreal G/L Amort Cost	Effective Duration	Duration to Worst at Mkt	YTM
U.S. Treasury Bond / Note												
US TREASURY NOTES	DTD 06/01/2015 1.500% 05/31/2020	912828XE5	360,000.00	CITIGRP		99.85	359,465.76	(9,238.93)	(7,035.10)	2.84	2.84	1.55
US TREASURY NOTES	DTD 06/01/2015 1.500% 05/31/2020	912828XE5	525,000.00	TD SEC U		99.85	524,220.90	(9,248.83)	(7,405.95)	2.84	2.84	1.55
US TREASURY NOTES	DTD 06/30/2015 1.625% 06/30/2020	912828XH8	320,000.00	HSBC		100.18	320,562.56	(4,737.44)	(3,795.30)	2.92	2.92	1.56
US TREASURY NOTE	DTD 12/02/2013 2.000% 11/30/2020	912828A42	730,000.00	CITIGRP		101.18	738,583.34	(13,715.88)	(8,146.27)	3.29	3.29	1.64
US TREASURY NOTES	DTD 05/02/2016 1.375% 04/30/2021	912828Q78	150,000.00	CITIGRP		98.72	148,084.05	1,048.89	773.35	3.71	3.71	1.72
US TREASURY NOTES	DTD 05/02/2016 1.375% 04/30/2021	912828Q78	335,000.00	MERRILL		98.72	330,721.05	2,394.88	1,666.79	3.71	3.71	1.72
US TREASURY NOTES	DTD 06/02/2014 2.000% 05/31/2021	912828WN6	400,000.00	MORGANST		101.02	404,062.40	(9,765.73)	(7,627.36)	3.75	3.75	1.73
US TREASURY N/B	DTD 08/01/2016 1.125% 07/31/2021	912828S76	175,000.00	CITIGRP		97.47	170,570.40	553.80	389.85	3.95	3.95	1.77
US TREASURY N/B	DTD 07/31/2014 2.250% 07/31/2021	912828WY2	295,000.00	BNP PARI		101.90	300,611.79	(656.96)	120.14	3.86	3.86	1.77
US TREASURY NOTES	DTD 09/02/2014 2.000% 08/31/2021	912828D72	400,000.00	MORGANST		100.88	403,515.60	2,109.35	2,267.64	3.96	3.96	1.78
US TREASURY NOTES	DTD 10/31/2016 1.250% 10/31/2021	912828T67	250,000.00	CITIGRP		97.68	244,199.25	3,496.12	2,931.17	4.18	4.18	1.81
US TREASURY N/B NOTES	DTD 01/03/2017 2.000% 12/31/2021	912828U81	390,000.00	HSBC		100.72	392,818.53	(1,919.36)	(1,911.20)	4.29	4.29	1.83
US TREASURY N/B NOTES	DTD 03/31/2017 1.875% 03/31/2022	912828W89	110,000.00	MORGAN_S		100.06	110,064.46	(584.37)	(583.33)	4.51	4.51	1.86
Security Type Sub-Total			4,440,000.00				4,447,480.09	(40,264.46)	(28,355.57)	3.55	3.55	1.69
Federal Agency Collateralized Mortgage Obligation												
FNMA SERIES 2016-M9 ASQ2	DTD 06/01/2016 1.785% 06/01/2019	3136ASPX8	75,480.60	CSFB		100.11	75,561.63	(673.74)	(371.23)	0.88	1.73	1.65
Security Type Sub-Total			75,480.60				75,561.63	(673.74)	(371.23)	0.88	1.73	1.65



Managed Account Fair Market Value & Analytics

For the Month Ending June 30, 2017

FPUD - INVESTMENT PORTFOLIO - 28710100

Security Type/Description	Dated Date/Coupon/Maturity	CUSIP	Par	Broker	Next Call Date	Market Price	Market Value	Unreal G/L On Cost	Unreal G/L Amort Cost	Effective Duration	Duration to Worst at Mkt	YTM
Federal Agency Bond / Note												
FEDERAL HOME LOAN BANK AGENCY NOTES		3130ABF92	60,000.00	MERRILL		99.89	59,935.80	49.20	41.85	1.88	1.88	1.43
DTD 05/12/2017 1.375% 05/28/2019												
FHLMC REFERENCE NOTE		3137EAE81	300,000.00	TD SEC U		98.81	296,424.90	(2,849.10)	(3,076.31)	2.02	2.02	1.47
DTD 07/20/2016 0.875% 07/19/2019												
FANNIE MAE GLOBAL NOTES		3135G0R39	255,000.00	TD SEC U		98.89	252,174.86	(2,049.94)	(2,224.50)	2.27	2.27	1.49
DTD 10/25/2016 1.000% 10/24/2019												
FNMA NOTES		3135G0T29	215,000.00	JPM_CHAS		99.74	214,436.49	(425.91)	(441.28)	2.59	2.59	1.60
DTD 02/28/2017 1.500% 02/28/2020												
Security Type Sub-Total			830,000.00				822,972.05	(5,275.75)	(5,700.24)	2.23	2.23	1.51
Corporate Note												
CHEVRON CORP NOTES		166764BH2	300,000.00	WELLSFAR		99.71	299,126.10	(873.90)	(873.90)	1.84	1.84	1.72
DTD 05/16/2016 1.561% 05/16/2019												
CITIGROUP INC CORP NOTES		172967KS9	100,000.00	CITIGRP		100.06	100,064.60	116.60	98.57	1.89	1.89	2.02
DTD 06/09/2016 2.050% 06/07/2019												
BURLINGTON NRTH CORP		12189TBC7	200,000.00	GOLDMAN		106.31	212,626.60	(8,153.40)	(1,592.10)	2.13	2.13	1.83
DTD 09/24/2009 4.700% 10/01/2019												
CATERPILLAR FINANCIAL CORP NOTES		14912L6F3	565,000.00	NEW ACCT		101.03	570,831.37	(6,350.03)	(688.46)	2.34	2.34	1.81
DTD 12/01/2014 2.250% 12/01/2019												
AMERICAN HONDA FINANCE		02665WBM2	90,000.00	MIZUHO		100.22	90,197.19	324.99	309.42	2.53	2.53	1.91
DTD 02/16/2017 2.000% 02/14/2020												
BNY MELLON (CALLABLE) CORP NOTE		06406HC20	352,000.00	NEW ACCT	01/24/20	100.58	354,029.98	1,881.68	1,941.19	2.52	2.47	1.93
DTD 02/24/2015 2.150% 02/24/2020												
JP MORGAN CHASE & CO NOTES		46625HHS2	455,000.00	BONY		106.49	484,543.61	(8,521.69)	1,649.73	2.82	2.82	2.19
DTD 07/22/2010 4.400% 07/22/2020												
WELLS FARGO & COMPANY NOTES		94974BGR5	385,000.00	WELLSFAR		101.15	389,415.18	(2,164.47)	(553.87)	3.27	3.27	2.20
DTD 12/07/2015 2.550% 12/07/2020												
MORGAN STANLEY CORP NOTES		61746BEA0	350,000.00	SCOTIA		99.92	349,730.15	(2,278.85)	(1,840.22)	3.59	3.59	2.52
DTD 04/21/2016 2.500% 04/21/2021												
GOLDMAN SACHS GRP INC CORP NT (CALLABLE)		38141GVU5	290,000.00	JPMCHASE	03/25/21	100.20	290,575.36	(6,117.84)	(4,896.34)	3.59	3.52	2.57
DTD 04/25/2016 2.625% 04/25/2021												



Managed Account Fair Market Value & Analytics

For the Month Ending **June 30, 2017**

FPUD - INVESTMENT PORTFOLIO - 28710100

Security Type/Description	CUSIP	Par	Broker	Next Call Date	Market Price	Market Value	Unreal G/L On Cost	Unreal G/L Amort Cost	Effective Duration	Duration to Worst at Mkt	YTM	
Corporate Note												
AMERICAN EXPRESS CREDIT CORP NOTES DTD 05/05/2016 2.250% 05/05/2021	0258M0EB1	285,000.00	GOLDWMAN		99.85	284,559.39	(1,999.56)	(1,657.22)	3.65	3.65	2.29	
BRANCH BANKING & TRUST CORP NOTE DTD 05/10/2016 2.050% 05/10/2021	05531FAV5	250,000.00	KEYBAN		99.22	248,049.25	(1,785.75)	(1,821.89)	3.68	3.68	2.26	
MORGAN STANLEY BONDS DTD 11/17/2016 2.625% 11/17/2021	61746BED4	220,000.00	MORGAN_S		99.85	219,675.72	2,920.72	2,654.51	4.10	4.10	2.66	
BB&T CORP NOTES DTD 03/21/2017 2.750% 04/01/2022	05531FAX1	300,000.00	MORGAN_S		101.48	304,431.90	2,166.90	2,266.49	4.40	4.40	2.42	
Security Type Sub-Total		4,142,000.00				4,197,856.40	(30,834.60)	(5,004.09)	3.04	3.04	2.16	

Commercial Paper												
ING (US) FUNDING LLC COMM PAPER DTD 02/06/2017 0.000% 11/01/2017	4497W0Y10	100,000.00	BONY		99.54	99,541.50	613.50	33.50	0.34	0.34	1.34	
Security Type Sub-Total		100,000.00				99,541.50	613.50	33.50	0.34	0.34	1.34	

Certificate of Deposit												
NORINCHUKIN BANK NY CERT DEPOS DTD 05/10/2017 1.400% 11/10/2017	65602USD1	125,000.00	TRADITIO		100.02	125,023.73	23.73	23.73	0.36	0.36	1.37	
CITIBANK NA CERT DEPOS DTD 06/16/2017 1.400% 01/02/2018	17305TPX4	160,000.00	CITIGRP		99.97	159,955.81	(44.19)	(44.19)	0.50	0.50	1.45	
CIT BANK LT CD DTD 03/13/2013 1.100% 03/13/2018	17284A6P8	100,000.00	NEW ACCT		100.12	100,124.80	124.80	124.80	0.70	0.70	0.87	
RONDOUT SAVINGS BANK LT CD DTD 01/23/2015 1.350% 07/23/2018	776322AP4	245,000.00	NEW ACCT		100.37	245,913.12	913.12	913.12	1.06	1.06	0.97	
FIRST RESOURCE BANK LT CD DTD 01/28/2015 1.300% 07/30/2018	336177AO3	245,000.00	NEW ACCT		100.38	245,943.01	943.01	943.01	1.08	1.08	0.92	
CAPITAL ONE BANK USA NA LT CD DTD 08/12/2015 1.700% 08/13/2018	14042E5N6	245,000.00	NEW ACCT		100.34	245,835.94	835.94	835.94	1.11	1.11	1.35	
SYNCHRONY BANK LT CD DTD 10/25/2013 2.150% 10/25/2018	36157OSM0	245,000.00	NEW ACCT		100.93	247,287.81	2,287.81	2,287.81	1.31	1.31	1.31	
BANK OF BARODA LT CD DTD 10/28/2013 2.050% 10/29/2018	0606246K4	245,000.00	NEW ACCT		100.66	246,617.25	1,617.25	1,617.25	1.32	1.32	1.42	



Managed Account Fair Market Value & Analytics

For the Month Ending **June 30, 2017**

FPUD - INVESTMENT PORTFOLIO - 28710100

Security Type/Description	Dated Date/Coupon/Maturity	CUSIP	Par	Broker	Next Call Date	Market Price	Market Value	Unreal G/L On Cost	Unreal G/L Amort Cost	Effective Duration	Duration to Worst at Mkt	YTM
Certificate of Deposit												
CANADIAN IMPERIAL BANK NY CD	13606A5Z7	280,000.00	GOLDMAN			100.42	281,172.92	1,391.32	1,328.66	1.40	1.40	1.44
DTD 12/05/2016 1.760% 11/30/2018												
NORDEA BANK FINLAND NY CD	65558LWA6	280,000.00	MERRILL			100.42	281,172.92	1,172.92	1,172.92	1.41	1.41	0.84
DTD 12/05/2016 1.760% 11/30/2018												
STATE BANK OF INDIA LT CD	856283VY9	245,000.00	NEW ACCT			100.75	246,833.83	1,833.83	1,833.83	1.46	1.46	1.41
DTD 12/18/2013 2.050% 12/18/2018												
SVENSKA HANDELSBANKEN NY LT CD	86958JHB8	200,000.00	MERRILL			99.73	199,456.80	(543.20)	(543.20)	1.52	1.52	1.48
DTD 01/12/2017 1.890% 01/10/2019												
BANK OF MONTREAL CHICAGO CERT DEPOS	06427KRC3	280,000.00	GOLDMAN			100.58	281,627.64	1,627.64	1,627.64	1.60	1.60	1.05
DTD 02/09/2017 1.880% 02/07/2019												
BANK OF NOVA SCOTIA HOUSTON LT CD	06417GUE6	280,000.00	MERRILL			99.94	279,835.08	(164.92)	(164.92)	1.75	1.75	1.68
DTD 04/06/2017 1.910% 04/05/2019												
SUMITOMO MITSUI BANK NY CD	86563YVNO	250,000.00	JPM_CHAS			100.15	250,380.00	380.00	380.00	1.82	1.82	1.93
DTD 05/04/2017 2.050% 05/03/2019												
AMERICAN EXPRESS BK FSB LT CD	02587CAJ9	245,000.00	NEW ACCT			100.75	246,845.10	1,845.10	1,845.10	2.05	2.05	1.52
DTD 07/24/2014 2.000% 07/24/2019												
CAPTIAL ONE BANK USA NA LT CD	140420UE8	245,000.00	NEW ACCT			100.92	247,252.53	2,252.53	2,252.53	2.10	2.10	1.49
DTD 08/12/2015 2.000% 08/12/2019												
Security Type Sub-Total			3,915,000.00				3,931,278.29	16,496.69	16,434.03	1.40	1.40	1.33

Asset-Backed Security / Collateralized Mortgage Obligation												
CARMAX ABS 2016-3 A2	14314EAB7	93,707.39	CSFB			99.87	93,587.22	(112.52)	(114.99)	0.42	1.94	1.24
DTD 07/20/2016 1.170% 08/15/2019												
TOYOTA ABS 2016-B A3	89231UAD9	110,000.00	CITIGRP			99.72	109,691.92	(302.46)	(304.34)	1.04	1.87	1.45
DTD 05/11/2016 1.300% 04/15/2020												
JOHN DEERE ABS 2016-B A3	47788NAC2	35,000.00	RBC CAP			99.56	34,844.32	(152.89)	(153.67)	1.36	2.08	1.46
DTD 07/27/2016 1.250% 06/15/2020												
CNH EQUIPMENT TRUST POOL	12636WAB2	150,000.00	CITIGRP			100.21	150,315.93	321.69	321.35	1.44	1.23	1.47
DTD 03/22/2017 1.640% 07/15/2020												
TOYOTA ABS 2016-C A3	89237WAD9	45,000.00	MITSU			99.44	44,748.11	(250.68)	(251.00)	1.19	2.28	1.39
DTD 08/10/2016 1.140% 08/15/2020												



Managed Account Fair Market Value & Analytics

For the Month Ending June 30, 2017

FPUD - INVESTMENT PORTFOLIO - 28710100

Security Type/Description	Dated Date/Coupon/Maturity	CUSIP	Par	Broker	Next Call Date	Market Price	Market Value	Unreal G/L On Cost	Unreal G/L Amort Cost	Effective Duration	Duration to Worst at Mkt	YTM
Asset-Backed Security / Collateralized Mortgage Obligation												
CCCCIT 2017-A2 A2		17305EGA7	120,000.00	CITIGRP		100.13	120,153.14	176.12	153.14	1.52	1.74	1.67
DTD 01/26/2017 1.740% 01/17/2021												
JDOT 2017-A A3		47787XAC1	30,000.00	MERRILL		100.11	30,034.38	38.65	38.28	1.98	1.89	1.72
DTD 03/02/2017 1.780% 04/15/2021												
HYUNDAL AUTO RECEIVABLES TRUST		44891EAC3	75,000.00	JPMCHASE		99.17	74,378.13	(611.78)	(613.68)	1.84	3.20	1.55
DTD 09/21/2016 1.290% 04/15/2021												
FORDO 2017-A A3		34531EAD8	95,000.00	CITIGRP		99.93	94,929.61	(70.04)	(70.10)	1.93	2.93	1.70
DTD 01/25/2017 1.670% 06/15/2021												
Security Type Sub-Total			753,707.39				752,682.76	(963.91)	(995.01)	1.37	2.03	1.51
Managed Account Sub-Total			14,256,187.99				14,327,372.72	(60,902.27)	(23,958.61)	2.59	2.62	1.71
Securities Sub-Total			\$14,256,187.99			\$14,327,372.72	(\$60,902.27)	(\$23,958.61)		2.59	2.62	1.71%
Accrued Interest							\$58,454.30					
Total Investments							\$14,385,827.02					



Managed Account Security Transactions & Interest

For the Month Ending June 30, 2017

FPUD - INVESTMENT PORTFOLIO - 28710100

Transaction Type Trade Settle	Security Description	CUSIP	Par	Principal Proceeds	Accrued Interest	Total	Realized G/L Cost	Realized G/L Amort Cost	Sale Method
BUY									
06/16/17	06/16/17 CTTIBANK NA CERT DEPOS	17305TPX4	160,000.00	(160,000.00)	0.00	(160,000.00)			
	DTD 06/16/2017 1.400% 01/02/2018								
06/26/17	06/28/17 US TREASURY N/B NOTES	912828U81	390,000.00	(394,737.89)	(3,856.91)	(398,594.80)			
	DTD 01/03/2017 2.000% 12/31/2021								
06/26/17	06/28/17 US TREASURY N/B NOTES	912828W89	110,000.00	(110,648.83)	(501.54)	(111,150.37)			
	DTD 03/31/2017 1.875% 03/31/2022								
Transaction Type Sub-Total			660,000.00	(665,386.72)	(4,358.45)	(669,745.17)			
INTEREST									
06/01/17	06/01/17 CATERPILLAR FINANCIAL CORP NOTES	14912L6F3	565,000.00	0.00	6,356.25	6,356.25			
	DTD 12/01/2014 2.250% 12/01/2019								
06/01/17	06/01/17 MONEY MARKET FUND	MONEY0002	0.00	0.00	24.62	24.62			
06/01/17	06/25/17 FNMA SERIES 2016-M9 ASQ2	3136ASPX8	77,350.79	0.00	131.14	131.14			
	DTD 06/01/2016 1.785% 06/01/2019								
06/05/17	06/05/17 CANADIAN IMPERIAL BANK NY CD	13606ASZ7	0.00	0.00	(13.68)	(13.68)			
	DTD 12/05/2016 1.760% 11/30/2018								
06/07/17	06/07/17 WELLS FARGO & COMPANY NOTES	94974BGR5	385,000.00	0.00	4,908.75	4,908.75			
	DTD 12/07/2015 2.550% 12/07/2020								
06/07/17	06/07/17 CITIGROUP INC CORP NOTES	172967KS9	100,000.00	0.00	1,025.00	1,025.00			
	DTD 06/09/2016 2.050% 06/07/2019								
06/15/17	06/15/17 HYUNDAI AUTO RECEIVABLES TRUST	44891EAC3	75,000.00	0.00	80.63	80.63			
	DTD 09/21/2016 1.290% 04/15/2021								
06/15/17	06/15/17 CARMAX ABS 2016-3 A2	14314EAB7	103,665.54	0.00	101.07	101.07			
	DTD 07/20/2016 1.170% 08/15/2019								
06/15/17	06/15/17 JDOT 2017-A A3	47787XAC1	30,000.00	0.00	44.50	44.50			
	DTD 03/02/2017 1.780% 04/15/2021								
06/15/17	06/15/17 JOHN DEERE ABS 2016-B A3	47788NAC2	35,000.00	0.00	36.46	36.46			
	DTD 07/27/2016 1.250% 06/15/2020								
06/15/17	06/15/17 TOYOTA ABS 2016-B A3	89231UAD9	110,000.00	0.00	119.17	119.17			
	DTD 05/11/2016 1.300% 04/15/2020								
06/15/17	06/15/17 CNH EQUIPMENT TRUST POOL	12636WAB2	150,000.00	0.00	205.00	205.00			
	DTD 03/22/2017 1.640% 07/15/2020								
06/15/17	06/15/17 FORDO 2017-A A3	34531EAD8	95,000.00	0.00	132.21	132.21			
	DTD 01/25/2017 1.670% 06/15/2021								



Managed Account Security Transactions & Interest

For the Month Ending June 30, 2017

FPUD - INVESTMENT PORTFOLIO - 28710100

Transaction Type Trade Settle	Security Description	CUSIP	Par	Principal Proceeds	Accrued Interest	Total	Realized G/L Cost	Realized G/L Amort Cost	Sale Method
INTEREST									
06/15/17	06/15/17	TOYOTA ABS 2016-C A3	89237WAD9	45,000.00	0.00	42.75			
		DTD 08/10/2016 1.140% 08/15/2020			42.75	42.75			
06/18/17	06/18/17	STATE BANK OF INDIA LT CD	856283VY9	245,000.00	0.00	2,504.37			
		DTD 12/18/2013 2.050% 12/18/2018			2,504.37	2,504.37			
06/30/17	06/30/17	US TREASURY NOTES	912828XH8	320,000.00	0.00	2,600.00			
		DTD 06/30/2015 1.625% 06/30/2020			2,600.00	2,600.00			
06/30/17	06/30/17	US TREASURY N/B NOTES	912828U81	390,000.00	0.00	3,900.00			
		DTD 01/03/2017 2.000% 12/31/2021			3,900.00	3,900.00			
Transaction Type Sub-Total			2,726,016.33	0.00	22,198.24	22,198.24			
PAYDOWNS									
06/01/17	06/25/17	FNMA SERIES 2016-M9 ASQ2	3136ASPX8	1,870.19	0.00	1,870.19	(18.70)	0.00	
		DTD 06/01/2016 1.785% 06/01/2019			0.00	1,870.19	(18.70)	0.00	
06/15/17	06/15/17	CARMAX ABS 2016-3 A2	14314EAB7	9,958.15	0.00	9,958.15	0.81	0.00	
		DTD 07/20/2016 1.170% 08/15/2019			0.00	9,958.15	0.81	0.00	
Transaction Type Sub-Total			11,828.34	11,828.34	0.00	11,828.34	(17.89)	0.00	
SELL									
06/16/17	06/16/17	FHLB NOTES	3130A8PK3	65,000.00	145.57	64,658.07	(256.75)	(356.25)	FIFO
		DTD 07/08/2016 0.625% 08/07/2018			145.57	64,658.07	(256.75)	(356.25)	FIFO
06/26/17	06/28/17	US TREASURY NOTES	912828UL2	105,000.00	590.26	105,471.31	(1,304.30)	(946.27)	FIFO
		DTD 01/31/2013 1.375% 01/31/2020			590.26	105,471.31	(1,304.30)	(946.27)	FIFO
06/26/17	06/28/17	FHLB NOTES	3130AAE46	115,000.00	646.88	115,473.23	(169.05)	(169.98)	FIFO
		DTD 12/08/2016 1.250% 01/16/2019			646.88	115,473.23	(169.05)	(169.98)	FIFO
06/26/17	06/28/17	FNMA BENCHMARK NOTE	3135G0J53	285,000.00	965.83	284,284.33	(1,177.05)	(1,383.61)	FIFO
		DTD 02/23/2016 1.000% 02/26/2019			965.83	284,284.33	(1,177.05)	(1,383.61)	FIFO
Transaction Type Sub-Total			570,000.00	567,538.40	2,348.54	569,886.94	(2,907.15)	(2,856.11)	
Managed Account Sub-Total				(86,019.98)	20,188.33	(65,831.65)	(2,925.04)	(2,856.11)	
Total Security Transactions				(86,019.98)	\$20,188.33	(65,831.65)	(\$2,925.04)	(\$2,856.11)	

**Fallbrook Public Utility District
2016-17 Budget Overview-Through 06/30/17**

	2016-2017 Adopted Budget	2016-2017 Actual YTD	2016-17 Projected	Change from Projected to Adopted Budget	Percent Change from Prior Budget
REVENUES:					
Water and Recycled Sales	9,740	9,440	9,440	(301)	-3.1%
Operating Revenues:					
Water Sales	14,854,447	13,883,345	13,883,345	(971,103)	-6.5%
MWD Readiness to Serve	398,232	506,753	506,753	108,521	27.3%
CWA Infracture Access Charge	398,056	397,183	397,183	(873)	-0.2%
Meter Service Charges	5,338,784	5,298,095	5,298,095	(40,689)	-0.8%
Wastewater Service Charges	5,804,379	5,531,004	5,531,004	(273,375)	-4.7%
Overuse Penalties	0	0	0	-	0.0%
Sundry Other Revenue	306,100	272,204	272,204	(33,896)	-11.1%
CWA Rebates	148,000	128,760	128,760	(19,240)	-13.0%
Total Operating Revenue	27,247,998	26,017,344	26,017,344	(1,230,654)	-4.5%
Non Operating Revenues:					
Capital Improvement Charge	2,282,000	2,283,558	2,283,558	1,558	0.1%
Property Taxes	1,814,077	1,884,065	1,884,065	69,988	3.9%
Water Standby/Availability Charge	203,000	200,519	200,519	(2,481)	-1.2%
Water/Wastewater Capacity Charges	107,315	238,124	238,124	130,809	121.9%
Portfolio Interest	175,000	236,395	236,395	61,395	35.1%
Pumping Charge	60,000	161,517	161,517	101,517	169.2%
Prop 84 & 50 Funds	0	773,163	773,163	773,163	100.0%
SRF Loan Proceeds	0	0	0	-	0.0%
CSI Rebate	559,450	234,930	234,930	(324,520)	-58.0%
Facility Rents & Other Non Operating Revenues	185,000	234,589	234,589	49,589	26.8%
Total Non Operating Revenues	5,385,842	6,246,860	6,246,860	861,018	16.0%
Total Budgeted Revenues	32,633,840	32,264,204	32,264,204	(369,636)	-1.1%
EXPENDITURES:					
Operating Expenses:					
Purchased Water Expense	12,263,929	13,250,527	13,250,527	986,598	8.0%
MWD Readiness to Serve	398,232	398,232	398,232	-	0.0%
CWA Infracture Access Charge	398,056	396,354	398,056	-	0.0%
Production-Water Quality & Treatment	1,270,610	1,044,100	1,044,100	(226,510)	-17.8%
Distribution	2,047,562	1,459,483	1,459,483	(588,079)	-28.7%
Customer Service	1,290,349	1,257,101	1,257,101	(33,248)	-2.6%
General Administration	5,182,798	4,789,202	4,789,202	(393,596)	-7.6%
Collection, Treatment & Disposal	2,818,664	2,381,988	2,381,988	(436,676)	-15.5%
Total Operating Expenses	25,670,200	24,182,401	24,182,401	(1,487,799)	-5.8%
Debt Service Expenses					
Red Mountain SRF	395,893	395,851	395,851	-	0.0%
WWTP SRF	1,845,745	1,845,745	1,845,745	-	0.0%
QECB Solar Debt	349,024	515,805	515,805	166,781	0.0%
CalPERS 16-17 Unfunded Actuarial Liability Lump Sum	459,468	459,468	459,468	-	0.0%
Prefund FY 16-17 CalPERS UAL Lump Sum Pymt to PARS	0	600,000	600,000	600,000	100.0%
Total Debt Service Expenses	3,050,130	3,816,869	3,816,869	766,781	25.1%
Net Revenue/(loss) From Operations and Debt Service	3,913,510	4,264,934	4,264,934	351,424	9.0%
Capital Project Expenses-completed and ongoing projects	5,966,926	5,530,122	5,530,122	(436,804)	-7.3%
NET REVENUES & EXPENDITURES	(2,053,416)	(1,265,188)	(1,265,188)	788,228	-38.4%
Estimated Reserves as of 7/1/16	14,841,858	14,988,998	14,988,998	-	
Estimated Reserves as of 6/30/17	12,788,442	13,723,811	13,723,811	935,369	7.3%

**Fallbrook Public Utility District
2016-17 Budget Overview-Through 06/30/2017**

	2016-2017 Adopted Budget	2016-2017 Actual YTD	2016-17 Projected	Change from Projected to Adopted Budget
Labor Costs:				
Annual Wages	5,698,680	5,697,760	5,697,760	(920)
Direct Benefits:				
Medical/Dental/Vision	964,259	952,231	952,231	(12,028)
Other Post Employment Benefits (OPEB) contribution	150,000	150,000	150,000	-
Life Insurance/Long Term Disability	38,418	36,000	36,000	(2,418)
Uniforms/Safety Equipment	38,317	43,260	43,260	4,943
Auto Allowance & Rec Fund	18,700	18,490	18,490	(210)
Total Wages & Direct Benefits	6,908,374	6,897,741	6,897,741	(10,633)
Indirect Benefits:				
CalPERS/401A*	438,162	529,678	529,678	91,516
CalPERS Lump Sum Unfunded Liability Payment	459,468	459,468	459,468	-
CalPERS Side Fund Payoff**	485,000	485,000	485,000	-
CalPERS Unfunded Liability contribution	100,000	100,000	100,000	-
FICA/Social Security	419,177	396,178	396,178	(22,999)
Workers Comp Premiums	130,558	113,766	113,766	(16,792)
Other-Unemployment Insurance	0	11,734	11,734	11,734
**Reimburse Reserves for 6/30/14 Side Fund Payoff				-
***Actuarial Unfunded Liability of \$9.8M				-
Total Indirect Benefits	2,032,365	2,095,824	2,095,824	63,459
Total Wages and Fringe Benefits	8,940,739	8,993,565	8,993,565	52,826
 *Employer Contribution 10.808% for Misc Members and 6.93% for PEPRAs Members				
 **Reimburse Reserves for 6/30/14 Side Fund Payoff Balance remaining is \$2,058,848 as of 6/30/16				
 ***Unfunded Actuarial Liability (UAL) of \$9.8M. This action prefunds a portion of the UAL into PARS				

6/30/2017

Treasurer's Warrant No. June


TO: Treasurer of the Fallbrook Public Utility District

The bills and claims listed below are approved as authorized by resolution no. 3538 of the Board of Directors dated July 8, 1985. You are hereby authorized and directed to pay said prospective claims in the amounts stated (less discounts in instances where discounts are allowed).

Accounts Payable

Checks by Date - Summary by Check Number

User: paula
 Printed: 7/1/2017 10:11 AM



Fallbrook Public Utility District

Purchasing Dept. Phone: (760) 728-1151, Fax: (760) 728-8491

Main Office Phone: (760) 728-1125, Fax: (760) 728-6029

Check No	Vendor No	Vendor Name	Check Date		Void Checks	Check Amount
ACH	00152	FPUD EMPL ASSOCIATION	06/07/2017		0.00	909.78
ACH	06758	US TREASURY - PAYROLL TAXES	06/07/2017		0.00	59,294.43
ACH	06759	STATE OF CA - PR TAXES	06/07/2017		0.00	8,275.22
ACH	06760	STATE OF CA - SDI	06/07/2017		0.00	1,948.78
ACH	06761	LINCOLN FINANCIAL GROUP	06/07/2017		0.00	5,584.13
ACH	06763	PERS - PAYROLL	06/07/2017		0.00	34,611.22
ACH	00152	FPUD EMPL ASSOCIATION	06/21/2017		0.00	909.78
ACH	06758	US TREASURY - PAYROLL TAXES	06/21/2017		0.00	58,886.43
ACH	06759	STATE OF CA - PR TAXES	06/21/2017		0.00	8,048.77
ACH	06760	STATE OF CA - SDI	06/21/2017		0.00	1,872.23
ACH	06761	LINCOLN FINANCIAL GROUP	06/21/2017		0.00	6,187.84
ACH	06763	PERS - PAYROLL	06/21/2017		0.00	71,927.86
75289	91163	AM Diesel INC.	06/07/2017	VOID	5,941.67	0.00
75290	05778	AQUATIC BIOASSAY AND CONSULTIN	06/07/2017		0.00	945.00
75291	02805	ASBURY ENVIRONMENTAL SERVICES	06/07/2017		0.00	1,210.00
75292	06020	BABCOCK & SONS, INC.	06/07/2017		0.00	525.00
75293	05958	BAMM! PROMOTIONAL PRODUCTS, I	06/07/2017		0.00	86.18
75294	91170	BEAVERCREEK LANE HOA	06/07/2017		0.00	80,000.00
75295	02743	BEST BEST & KRIEGER	06/07/2017		0.00	7,643.63
75296	00898	BP BATTERY	06/07/2017		0.00	320.90
75297	06402	BRIAN BRADY	06/07/2017		0.00	676.03
75298	06012	CALIFORNIA DEPT OF CSS	06/07/2017		0.00	231.00
75299	03134	CALIFORNIA WATER ENVIRONMENT	06/07/2017		0.00	88.00
75300	03978	CAMERON WELDING SUPPLY	06/07/2017		0.00	198.80
75301	02925	DATA NET SOLUTIONS	06/07/2017		0.00	2,235.00
75302	05180	NOELLE DENKE	06/07/2017		0.00	306.81
75303	05985	SOLEIL DEVELLE	06/07/2017		0.00	1,365.00
75304	05192	DIAMOND ENVIRONMENTAL SERVIC	06/07/2017		0.00	185.87
75305	91123	DIGITAL DEPLOYMENT, INC.	06/07/2017		0.00	550.00
75306	03087	MARCELLA M. EILERS	06/07/2017		0.00	250.05
75307	03391	ELECTRICAL SALES INC	06/07/2017		0.00	695.18
75308	04411	ENVIRONMENTAL RESOURCE ASSOC	06/07/2017		0.00	201.81
75309	09523	FALLBROOK EQUIP RENTALS	06/07/2017		0.00	384.50
75310	01099	FALLBROOK IRRIGATION INC	06/07/2017	VOID	106.64	0.00
75311	05560	FRANCHISE TAX BOARD	06/07/2017		0.00	250.00
75312	91121	GILMORE KRAMER	06/07/2017		0.00	3,789.74
75313	00182	GLENNIE'S OFFICE PRODUCTS, INC	06/07/2017		0.00	3,895.06
75314	02170	GRAINGER, INC.	06/07/2017		0.00	726.48
75315	05925	HD SUPPLY WATERWORKS	06/07/2017		0.00	1,286.54
75316	03276	HOME DEPOT CREDIT SERVICES	06/07/2017		0.00	2,032.57
75317	05034	HOSSEIN NAWAEY	06/07/2017		0.00	2,278.91
75318	UB*00069	CONSTRUCT INC	06/07/2017		0.00	367.48
75319	UB*00068	ICON BUILDING SUPPLIES INC	06/07/2017		0.00	1,165.73
75320	05505	TODD JESTER	06/07/2017		0.00	9.06
75321	91169	JOYE JOHNSON	06/07/2017		0.00	372.25
75322	90953	JR FILANC CONSTRUCTION CO., INC.	06/07/2017		0.00	65,102.85
75323	04926	KONICA MINOLTA PREMIER FINANCE	06/07/2017		0.00	3,552.95

Check No	Vendor No	Vendor Name	Check Date	Void Checks	Check Amount
75324	01703	TODD LANGE	06/07/2017	0.00	360.00
75325	06614	MITEL LEASING	06/07/2017	0.00	815.15
75326	06338	MYTHOS TECHNOLOGY INC	06/07/2017	0.00	481.76
75327	06707	NATIONAL METER & AUTOMATION	06/07/2017	0.00	64,348.30
75328	06298	ONESOURCE DISTRIBUTORS, LLC	06/07/2017	0.00	66.86
75329	01267	PACIFIC PIPELINE	06/07/2017	0.00	2,422.56
75330	00216	PINE TREE LUMBER	06/07/2017	0.00	358.71
75331	05442	QUEXION, LLC	06/07/2017	0.00	35.00
75332	06237	LARRY RAGSDALE	06/07/2017	0.00	25.00
75333	91077	RED WING SHOE STORE	06/07/2017	0.00	757.94
75334	90944	ROBERT H JAMES	06/07/2017	0.00	1,900.00
75335	91071	JACOB ROBINSON	06/07/2017	0.00	300.00
75336	05636	SAM'S CLUB	06/07/2017	0.00	2,776.26
75337	05796	SAN DIEGO COUNTY SHERIFF	06/07/2017	0.00	552.07
75338	00232	SAN DIEGO GAS & ELECTRIC	06/07/2017	0.00	16,367.66
75339	05403	SAN DIEGO UNION-TRIBUNE CO.	06/07/2017	0.00	197.50
75340	00236	SCRAPPYS	06/07/2017	0.00	106.16
75341	06064	SOLENIIS LLC	06/07/2017	0.00	7,218.66
75342	06401	SONSRAY MACHINERY LLC	06/07/2017	0.00	264.19
75343	00159	SUPERIOR READY MIX	06/07/2017	0.00	1,229.88
75344	05883	TESTAMERICA LABORATORIES, INC.	06/07/2017	0.00	127.58
75345	91091	ORNEEN TOMA	06/07/2017	0.00	25.00
75346	06005	UNIFIRST CORP.	06/07/2017	0.00	401.86
75347	04290	VILLAGE NEWS, INC.	06/07/2017	0.00	99.95
75348	06256	MARYLOU WEST	06/07/2017	0.00	24.61
75349	06231	WESTERN WATER WORKS SUPPLY CC	06/07/2017	0.00	1,791.89
75350	02570	CHERYL WILLIAMS	06/07/2017	0.00	371.88
75351	06736	JEFF WOLFE	06/07/2017	0.00	90.18
75352	90934	CHARLIE WOLK	06/07/2017	0.00	701.47
75353	UB*00067	NICOLAS & BOBBISUE YSLAS	06/07/2017	0.00	1,855.98
75354	02013	ALVAREZ FAMILY TRUST	06/14/2017	0.00	521.48
75355	06536	ARCADIS U.S., INC	06/14/2017	0.00	156.20
75356	91166	ARIZONA TILE LLC	06/14/2017	0.00	4,300.88
75357	06402	BRIAN BRADY	06/14/2017	0.00	43.52
75358	06394	CALIFORNIA BANK & TRUST	06/14/2017	0.00	222,711.91
75359	03134	CALIFORNIA WATER ENVIRONMENT	06/14/2017	0.00	88.00
75360	06336	CAPITAL ONE COMMERCIAL	06/14/2017	0.00	554.65
75361	01719	MICKEY M. CASE	06/14/2017	0.00	60.00
75362	02176	CORELOGIC SOLUTIONS, LLC	06/14/2017	0.00	225.00
75363	06675	CORODATA SHREDDING, INC	06/14/2017	0.00	54.50
75364	04128	CUES	06/14/2017	0.00	1,800.00
75365	05180	NOELLE DENKE	06/14/2017	0.00	5.00
75366	05192	DIAMOND ENVIRONMENTAL SERVIC	06/14/2017	0.00	329.45
75367	01262	KYLE D. DRAKE	06/14/2017	0.00	80.19
75368	06527	E.H. WACHS	06/14/2017	0.00	4,019.42
75369	03087	MARCELLA M. EILERS	06/14/2017	0.00	60.00
75370	03391	ELECTRICAL SALES INC	06/14/2017	0.00	166.00
75371	05588	ESCONDIDO METAL SUPPLY	06/14/2017	0.00	2,490.76
75372	09523	FALLBROOK EQUIP RENTALS	06/14/2017	0.00	707.40
75373	01099	FALLBROOK IRRIGATION INC	06/14/2017	0.00	16.67
75374	00169	FALLBROOK OIL COMPANY	06/14/2017	0.00	6,629.82
75375	02411	FALLBROOK PRINTING CORP	06/14/2017	0.00	182.51
75376	00170	FALLBROOK WASTE & RECYCLING	06/14/2017	0.00	549.70
75377	91039	GEORGE W. WEIR ASPHALT CONSTRU	06/14/2017	0.00	13,710.32
75378	02170	GRAINGER, INC.	06/14/2017	0.00	816.78
75379	03174	HAAKER EQUIPMENT COMPANY	06/14/2017	0.00	787.28
75380	06722	CHRIS HAMILTON	06/14/2017	0.00	397.88

Check No	Vendor No	Vendor Name	Check Date		Void Checks	Check Amount
75381	02773	HDS WHITE CAP CONST SUPPLY	06/14/2017		0.00	43.16
75382	06429	HEALTHPOINTE MEDICAL GROUP, INC	06/14/2017		0.00	420.00
75383	04793	HERCULES INDUSTRIES, INC.	06/14/2017		0.00	2,298.69
75384	06577	INFOSEND INC	06/14/2017		0.00	1,296.74
75385	91162	INTERSTATE STEEL STRUCTURES INC	06/14/2017		0.00	7,025.30
75386	04027	JOES HARDWARE	06/14/2017		0.00	1,296.10
75387	91165	LATEST CONCEPT INC.	06/14/2017		0.00	2,829.95
75388	03765	LENNIHAN LAW	06/14/2017		0.00	2,194.20
75389	03322	LIGHTHOUSE AUTOMOTIVE	06/14/2017		0.00	365.16
75390	06649	MITEL TECHNOLOGIES INC	06/14/2017		0.00	226.00
75391	90932	NAPA AUTO PARTS	06/14/2017		0.00	1,126.20
75392	00718	NATIONWIDE RETIREMENT SOLUTIO	06/14/2017		0.00	2,018.07
75393	05104	NCL OF WISCONSIN INC	06/14/2017		0.00	891.46
75394	06298	ONESOURCE DISTRIBUTORS, LLC	06/14/2017		0.00	45.26
75395	01267	PACIFIC PIPELINE	06/14/2017		0.00	8,153.55
75396	05033	PACKARD GOVERNMENT AFFAIRS	06/14/2017		0.00	5,000.00
75397	06688	ANDO PILVE	06/14/2017		0.00	975.00
75398	05792	POLLARD WATER CO INC	06/14/2017		0.00	269.76
75399	91077	RED WING SHOE STORE	06/14/2017		0.00	457.96
75400	06608	ROTARY CLUB OF FALLBROOK	06/14/2017		0.00	203.00
75401	91161	SAN DIEGO GALVANIZING, INC.	06/14/2017		0.00	387.38
75402	00236	SCRAPPYS	06/14/2017		0.00	165.00
75403	90929	SOUTHWEST ANSWERING SERVICE, I	06/14/2017		0.00	819.19
75404	91107	SPECTRUM BUSINESS	06/14/2017		0.00	203.20
75405	00159	SUPERIOR READY MIX	06/14/2017		0.00	1,253.72
75406	05904	RICHARD TANNER	06/14/2017		0.00	862.12
75407	06228	TECHNOLOGY UNLIMITED INC.	06/14/2017		0.00	1,291.81
75408	05883	TESTAMERICA LABORATORIES, INC.	06/14/2017		0.00	493.53
75409	02972	THERMO ENVIRONMENTAL INSTRUM	06/14/2017		0.00	923.63
75410	91091	ORNEEN TOMA	06/14/2017		0.00	22.46
75411	06005	UNIFIRST CORP.	06/14/2017		0.00	125.96
75412	04330	UNION BANK	06/14/2017	VOID	51.24	0.00
75413	00458	VERIZON WIRELESS	06/14/2017		0.00	1,477.28
75414	02570	CHERYL WILLIAMS	06/14/2017		0.00	363.12
75423	UB*00070	FALLBROOK PUBLIC UTILITY DISTRI	06/21/2017		0.00	1,331.00
75424	UB*00071	FALLBROOK PUBLIC UTILITY DISTRI	06/21/2017		0.00	1,214.00
75425	91163	AM Diesel INC.	06/21/2017		0.00	5,941.67
75426	01460	AFLAC	06/21/2017		0.00	1,627.11
75427	03223	AIR POLLUTION CONTROL DISTRICT	06/21/2017		0.00	3,497.00
75428	04995	AMERICAN MESSAGING	06/21/2017		0.00	104.35
75429	05088	AT&T	06/21/2017		0.00	857.52
75430	91160	AVI SYSTEMS, INC.	06/21/2017		0.00	1,147.98
75431	06020	BABCOCK & SONS, INC.	06/21/2017		0.00	470.00
75432	05958	BAMM! PROMOTIONAL PRODUCTS, I	06/21/2017		0.00	2,920.01
75433	06235	JACK BEBEE	06/21/2017		0.00	2,459.15
75434	06402	BRIAN BRADY	06/21/2017		0.00	90.87
75435	91069	BRENNTAG PACIFIC INC.	06/21/2017		0.00	1,820.61
75436	06012	CALIFORNIA DEPT OF CSS	06/21/2017		0.00	231.00
75437	04178	CALOLYMPIC SAFETY CO., INC.	06/21/2017		0.00	395.51
75438	03978	CAMERON WELDING SUPPLY	06/21/2017		0.00	205.16
75439	05876	JASON CAVENDER	06/21/2017		0.00	70.37
75440	06115	CDW GOVERNMENT INC.	06/21/2017		0.00	4,084.24
75441	05953	CORODATA RECORDS MANAGEMENT	06/21/2017		0.00	573.42
75442	00425	C/O VALLECITOS WATER DISTRICT C	06/21/2017		0.00	25.00
75443	05714	COUNTY OF SD DEPT PUBLIC WORKS	06/21/2017		0.00	458.00
75444	00370	CROP PRODUCTION SERVICES, INC.	06/21/2017		0.00	125.86
75445	09705	CSDA SAN DIEGO CHAPTER	06/21/2017		0.00	150.00


Check No	Vendor No	Vendor Name	Check Date	Void Checks	Check Amount
75446	02925	DATA NET SOLUTIONS	06/21/2017	0.00	7,907.50
75447	06551	DEPT OF FORESTRY & FIRE PROTECT	06/21/2017	0.00	228.62
75448	01262	KYLE D. DRAKE	06/21/2017	0.00	119.81
75449	03087	MARCELLA M. EILERS	06/21/2017	0.00	937.93
75450	03391	ELECTRICAL SALES INC	06/21/2017	0.00	58.30
75451	06303	EXECUTIVE LANDSCAPE INC.	06/21/2017	0.00	417.50
75452	91011	FALLBROOK BEAUTIFACTION ALLIA	06/21/2017	0.00	70.00
75453	09523	FALLBROOK EQUIP RENTALS	06/21/2017	0.00	2,109.10
75454	00170	FALLBROOK WASTE & RECYCLING	06/21/2017	0.00	487.10
75455	05560	FRANCHISE TAX BOARD	06/21/2017	0.00	250.00
75456	06286	GARDA CL WEST, INC.	06/21/2017	0.00	228.46
75457	09517	GENCO	06/21/2017	0.00	151.93
75458	00182	GLENNIE'S OFFICE PRODUCTS, INC	06/21/2017	0.00	3,112.35
75459	06577	INFOSEND INC	06/21/2017	0.00	2,336.60
75460	06267	J2 GLOBAL IRELAND LIMITED	06/21/2017	0.00	59.91
75461	06380	JANI-KING OF CALIFORNIA, INC - SA	06/21/2017	0.00	2,117.39
75462	06261	LAWTON GROUP	06/21/2017	0.00	278.10
75463	91130	LINCOLN NATIONAL LIFE INSURANC	06/21/2017	0.00	2,609.39
75464	06633	MAINTENANCE CONNECTION INC	06/21/2017	0.00	756.20
75465	91029	MALLORY SAFETY AND SUPPLY CO	06/21/2017	0.00	71.57
75466	06338	MYTHOS TECHNOLOGY INC	06/21/2017	0.00	2,750.89
75467	03201	NATIONAL SAFETY COMPLIANCE INC	06/21/2017	0.00	60.00
75468	06298	ONESOURCE DISTRIBUTORS, LLC	06/21/2017	0.00	740.26
75469	04900	PARADISE CHEVROLET CADILLAC	06/21/2017	0.00	227.81
75470	90939	PCM SALES, INC.	06/21/2017	0.00	542.38
75471	00215	PETTY CASH	06/21/2017	0.00	51.24
75472	06688	ANDO PILVE	06/21/2017	0.00	6,375.00
75473	00216	PINE TREE LUMBER	06/21/2017	0.00	11.12
75474	03137	GARY PITTS	06/21/2017	0.00	530.55
75475	06199	PLUMBERS DEPOT INC	06/21/2017	0.00	83.56
75476	02662	QUALITY CHEVROLET	06/21/2017	0.00	239.75
75477	04662	QUALITY FENCE COMPANY, INC.	06/21/2017	0.00	600.00
75478	04075	RAYNE WATER SYSTEMS	06/21/2017	0.00	125.00
75479	91077	RED WING SHOE STORE	06/21/2017	0.00	300.40
75480	06485	FABRIENNE ROBINSON	06/21/2017	0.00	10.00
75481	05796	SAN DIEGO COUNTY SHERIFF	06/21/2017	0.00	552.07
75482	00159	SUPERIOR READY MIX	06/21/2017	0.00	2,546.97
75483	06735	TCN, INC.	06/21/2017	0.00	56.89
75484	06579	TOWNSEND PUBLIC AFFAIRS, INC	06/21/2017	0.00	20,000.00
75485	00250	TRY ENTERPRISES	06/21/2017	0.00	2,170.00
75486	00724	UNDERGROUND SERVICE ALERT	06/21/2017	0.00	301.50
75487	06005	UNIFIRST CORP.	06/21/2017	0.00	894.49
75488	90961	VSS SALES'S INC	06/21/2017	0.00	7,696.66
75489	90981	WATERSMART SOFTWARE INC	06/21/2017	0.00	19,820.00
75490	06231	WESTERN WATER WORKS SUPPLY CC	06/21/2017	0.00	3,707.42
75491	02570	CHERYL WILLIAMS	06/21/2017	0.00	350.00
75492	00101	ACWA JPIA	06/29/2017	0.00	85,477.19
75493	91163	AM Diesel INC.	06/29/2017	0.00	956.51
75494	05778	AQUATIC BIOASSAY AND CONSULTIN	06/29/2017	0.00	945.00
75495	06020	BABCOCK & SONS, INC.	06/29/2017	0.00	670.00
75496	06235	JACK BEBEE	06/29/2017	0.00	76.49
75497	02743	BEST BEST & KRIEGER	06/29/2017	0.00	9,901.09
75498	00898	BP BATTERY	06/29/2017	0.00	333.51
75499	91069	BRENNTAG PACIFIC INC.	06/29/2017	VOID	1,820.61
75500	05806	CALIFORNIA MUNICIPAL TREASUREF	06/29/2017	0.00	155.00
75501	91179	CASA ESTRELLA	06/29/2017	0.00	3,000.00
75502	06169	CS-ASSOCIATED MUNICIPAL SALES C	06/29/2017	0.00	2,070.63

Check No	Vendor No	Vendor Name	Check Date	Void Checks	Check Amount
75503	91006	DAVID JENKINS AND ASSOCIATES	06/29/2017	0.00	300.00
75504	05180	NOELLE DENKE	06/29/2017	0.00	30.00
75505	04425	DOMINICK'S SANDWICHES	06/29/2017	0.00	46.58
75506	03087	MARCELLA M. EILERS	06/29/2017	0.00	320.01
75507	91178	FREDERICK FAETH	06/29/2017	0.00	739.00
75508	00169	FALLBROOK OIL COMPANY	06/29/2017	0.00	900.41
75509	01155	FALLBROOK REFUSE	06/29/2017	0.00	182.60
75510	04494	FEDERAL EXPRESS CORPORATION	06/29/2017	0.00	389.95
75511	91177	TYRA FOX	06/29/2017	0.00	88.34
75512	09517	GENCO	06/29/2017	0.00	188.56
75513	02974	GOLDEN BELL PRODUCTS, INC.	06/29/2017	0.00	2,915.72
75514	02170	GRAINGER, INC.	06/29/2017	0.00	2,024.53
75515	02773	HDS WHITE CAP CONST SUPPLY	06/29/2017	0.00	134.82
75516	06429	HEALTHPOINTE MEDICAL GROUP, INC	06/29/2017	0.00	75.00
75517	05255	INLAND WATER WORKS SUPPLY CO.	06/29/2017	0.00	110,331.69
75518	05871	ITRON INC	06/29/2017	0.00	9,104.23
75519	00190	JCI JONES CHEMICALS INC.	06/29/2017	0.00	11,650.99
75520	06479	KNOCKOUT PEST CONTROL & TERMI	06/29/2017	0.00	635.00
75521	01703	TODD LANGE	06/29/2017	0.00	76.53
75522	06261	LAWTON GROUP	06/29/2017	0.00	278.10
75523	03322	LIGHTHOUSE AUTOMOTIVE	06/29/2017	0.00	1,234.79
75524	UB*00072	MISSION CAPITAL LLC	06/29/2017	0.00	421.73
75525	90900	MISCO SOUTHWEST	06/29/2017	0.00	2,619.63
75526	06614	MITEL LEASING	06/29/2017	0.00	815.18
75527	00718	NATIONWIDE RETIREMENT SOLUTIO	06/29/2017	0.00	2,018.07
75528	91176	JIRI NEMECEK	06/29/2017	0.00	940.00
75529	06298	ONESOURCE DISTRIBUTORS, LLC	06/29/2017	0.00	307.49
75530	91007	PFM ASSET MANGEMENT LLC	06/29/2017	0.00	1,223.05
75531	91104	RAFTELIS FINANCIAL CONSULTANTS	06/29/2017	0.00	6,571.53
75532	02854	STEVE RUCKER	06/29/2017	0.00	351.59
75533	00232	SAN DIEGO GAS & ELECTRIC	06/29/2017	0.00	8,289.07
75534	00235	SAN DIEGO UNION-TRIBUNE	06/29/2017	0.00	256.30
75535	90925	SHERWIN-WILLIAMS	06/29/2017	0.00	181.05
75536	UB*00074	MICHAEL SMILEY	06/29/2017	0.00	12.37
75537	06401	SONSRAY MACHINERY LLC	06/29/2017	0.00	439.53
75538	02972	THERMO ENVIRONMENTAL INSTRUM	06/29/2017	0.00	7,398.77
75539	91091	ORNEEN TOMA	06/29/2017	0.00	31.10
75540	UB*00073	THE RAUH FAMILY TRUST	06/29/2017	0.00	13.81
75541	05065	TYCO INTEGRATED SECURITY LLC	06/29/2017	0.00	398.43
75542	06005	UNIFIRST CORP.	06/29/2017	0.00	878.16
75543	02570	CHERYL WILLIAMS	06/29/2017	0.00	446.25
75544	91181	KATHY SHARP	06/29/2017	0.00	592.50
Report Total (260 checks):				7,920.16	1,258,737.62

Accounts Payable

Checks by Date - Summary by Check Date

User: paula
Printed: 7/1/2017 10:12 AM



Fallbrook Public Utility District

Purchasing Dept. Phone: (760) 728-1151, Fax: (760) 728-8491

Main Office Phone: (760) 728-1125, Fax: (760) 728-6029

Check No	Vendor No	Vendor Name	Check Date	Check Amount
ACH	00152	FPUD EMPL ASSOCIATION	06/07/2017	909.78
ACH	06758	US TREASURY - PAYROLL TAXES	06/07/2017	59,294.43
ACH	06759	STATE OF CA - PR TAXES	06/07/2017	8,275.22
ACH	06760	STATE OF CA - SDI	06/07/2017	1,948.78
ACH	06761	LINCOLN FINANCIAL GROUP	06/07/2017	5,584.13
ACH	06763	PERS - PAYROLL	06/07/2017	34,611.22
75290	05778	AQUATIC BIOASSAY AND CONSULTIN	06/07/2017	945.00
75291	02805	ASBURY ENVIRONMENTAL SERVICES	06/07/2017	1,210.00
75292	06020	BABCOCK & SONS, INC.	06/07/2017	525.00
75293	05958	BAMM! PROMOTIONAL PRODUCTS, I	06/07/2017	86.18
75294	91170	BEAVERCREEK LANE HOA	06/07/2017	80,000.00
75295	02743	BEST BEST & KRIEGER	06/07/2017	7,643.63
75296	00898	BP BATTERY	06/07/2017	320.90
75297	06402	BRIAN BRADY	06/07/2017	676.03
75298	06012	CALIFORNIA DEPT OF CSS	06/07/2017	231.00
75299	03134	CALIFORNIA WATER ENVIRONMENT.	06/07/2017	88.00
75300	03978	CAMERON WELDING SUPPLY	06/07/2017	198.80
75301	02925	DATA NET SOLUTIONS	06/07/2017	2,235.00
75302	05180	NOELLE DENKE	06/07/2017	306.81
75303	05985	SOLEIL DEVELLE	06/07/2017	1,365.00
75304	05192	DIAMOND ENVIRONMENTAL SERVIC	06/07/2017	185.87
75305	91123	DIGITAL DEPLOYMENT, INC.	06/07/2017	550.00
75306	03087	MARCELLA M. EILERS	06/07/2017	250.05
75307	03391	ELECTRICAL SALES INC	06/07/2017	695.18
75308	04411	ENVIRONMENTAL RESOURCE ASSOC	06/07/2017	201.81
75309	09523	FALLBROOK EQUIP RENTALS	06/07/2017	384.50
75311	05560	FRANCHISE TAX BOARD	06/07/2017	250.00
75312	91121	GILMORE KRAMER	06/07/2017	3,789.74
75313	00182	GLENNIE'S OFFICE PRODUCTS, INC	06/07/2017	3,895.06
75314	02170	GRAINGER, INC.	06/07/2017	726.48
75315	05925	HD SUPPLY WATERWORKS	06/07/2017	1,286.54
75316	03276	HOME DEPOT CREDIT SERVICES	06/07/2017	2,032.57
75317	05034	HOSSEIN NAWAEY	06/07/2017	2,278.91
75318	UB*00069	CONSTRUCT INC	06/07/2017	367.48
75319	UB*00068	ICON BUILDING SUPPLIES INC	06/07/2017	1,165.73
75320	05505	TODD JESTER	06/07/2017	9.06
75321	91169	JOYE JOHNSON	06/07/2017	372.25
75322	90953	JR FILANC CONSTRUCTION CO., INC.	06/07/2017	65,102.85
75323	04926	KONICA MINOLTA PREMIER FINANCE	06/07/2017	3,552.95
75324	01703	TODD LANGE	06/07/2017	360.00
75325	06614	MITEL LEASING	06/07/2017	815.15
75326	06338	MYTHOS TECHNOLOGY INC	06/07/2017	481.76
75327	06707	NATIONAL METER & AUTOMATION	06/07/2017	64,348.30
75328	06298	ONESOURCE DISTRIBUTORS, LLC	06/07/2017	66.86
75329	01267	PACIFIC PIPELINE	06/07/2017	2,422.56
75330	00216	PINE TREE LUMBER	06/07/2017	358.71
75331	05442	QUEXION, LLC	06/07/2017	35.00

Check No	Vendor No	Vendor Name	Check Date	Check Amount
75332	06237	LARRY RAGSDALE	06/07/2017	25.00
75333	91077	RED WING SHOE STORE	06/07/2017	757.94
75334	90944	ROBERT H JAMES	06/07/2017	1,900.00
75335	91071	JACOB ROBINSON	06/07/2017	300.00
75336	05636	SAM'S CLUB	06/07/2017	2,776.26
75337	05796	SAN DIEGO COUNTY SHERIFF	06/07/2017	552.07
75338	00232	SAN DIEGO GAS & ELECTRIC	06/07/2017	16,367.66
75339	05403	SAN DIEGO UNION-TRIBUNE CO.	06/07/2017	197.50
75340	00236	SCRAPPYS	06/07/2017	106.16
75341	06064	SOLENIIS LLC	06/07/2017	7,218.66
75342	06401	SONSRAY MACHINERY LLC	06/07/2017	264.19
75343	00159	SUPERIOR READY MIX	06/07/2017	1,229.88
75344	05883	TESTAMERICA LABORATORIES, INC.	06/07/2017	127.58
75345	91091	ORNEEN TOMA	06/07/2017	25.00
75346	06005	UNIFIRST CORP.	06/07/2017	401.86
75347	04290	VILLAGE NEWS, INC.	06/07/2017	99.95
75348	06256	MARYLOU WEST	06/07/2017	24.61
75349	06231	WESTERN WATER WORKS SUPPLY CC	06/07/2017	1,791.89
75350	02570	CHERYL WILLIAMS	06/07/2017	371.88
75351	06736	JEFF WOLFE	06/07/2017	90.18
75352	90934	CHARLIE WOLK	06/07/2017	701.47
75353	UB*00067	NICOLAS & BOBBISUE YSLAS	06/07/2017	1,855.98
Total for 6/7/2017:				399,626.00
75354	02013	ALVAREZ FAMILY TRUST	06/14/2017	521.48
75355	06536	ARCADIS U.S., INC	06/14/2017	156.20
75356	91166	ARIZONA TILE LLC	06/14/2017	4,300.88
75357	06402	BRIAN BRADY	06/14/2017	43.52
75358	06394	CALIFORNIA BANK & TRUST	06/14/2017	222,711.91
75359	03134	CALIFORNIA WATER ENVIRONMENT.	06/14/2017	88.00
75360	06336	CAPITAL ONE COMMERCIAL	06/14/2017	554.65
75361	01719	MICKEY M. CASE	06/14/2017	60.00
75362	02176	CORELOGIC SOLUTIONS, LLC	06/14/2017	225.00
75363	06675	CORODATA SHREDDING, INC	06/14/2017	54.50
75364	04128	CUES	06/14/2017	1,800.00
75365	05180	NOELLE DENKE	06/14/2017	5.00
75366	05192	DIAMOND ENVIRONMENTAL SERVIC	06/14/2017	329.45
75367	01262	KYLE D. DRAKE	06/14/2017	80.19
75368	06527	E.H. WACHS	06/14/2017	4,019.42
75369	03087	MARCELLA M. EILERS	06/14/2017	60.00
75370	03391	ELECTRICAL SALES INC	06/14/2017	166.00
75371	05588	ESCONDIDO METAL SUPPLY	06/14/2017	2,490.76
75372	09523	FALLBROOK EQUIP RENTALS	06/14/2017	707.40
75373	01099	FALLBROOK IRRIGATION INC	06/14/2017	16.67
75374	00169	FALLBROOK OIL COMPANY	06/14/2017	6,629.82
75375	02411	FALLBROOK PRINTING CORP	06/14/2017	182.51
75376	00170	FALLBROOK WASTE & RECYCLING	06/14/2017	549.70
75377	91039	GEORGE W. WEIR ASPHALT CONSTRI	06/14/2017	13,710.32
75378	02170	GRAINGER, INC.	06/14/2017	816.78
75379	03174	HAAKER EQUIPMENT COMPANY	06/14/2017	787.28
75380	06722	CHRIS HAMILTON	06/14/2017	397.88
75381	02773	HDS WHITE CAP CONST SUPPLY	06/14/2017	43.16
75382	06429	HEALTHPOINTE MEDICAL GROUP,INC	06/14/2017	420.00
75383	04793	HERCULES INDUSTRIES, INC.	06/14/2017	2,298.69
75384	06577	INFOSEND INC	06/14/2017	1,296.74
75385	91162	INTERSTATE STEEL STRUCTURES INC	06/14/2017	7,025.30

Check No	Vendor No	Vendor Name	Check Date	Check Amount
75386	04027	JOES HARDWARE	06/14/2017	1,296.10
75387	91165	LATEST CONCEPT INC.	06/14/2017	2,829.95
75388	03765	LENNIHAN LAW	06/14/2017	2,194.20
75389	03322	LIGHTHOUSE AUTOMOTIVE	06/14/2017	365.16
75390	06649	MITEL TECHNOLOGIES INC	06/14/2017	226.00
75391	90932	NAPA AUTO PARTS	06/14/2017	1,126.20
75392	00718	NATIONWIDE RETIREMENT SOLUTIO	06/14/2017	2,018.07
75393	05104	NCL OF WISCONSIN INC	06/14/2017	891.46
75394	06298	ONESOURCE DISTRIBUTORS, LLC	06/14/2017	45.26
75395	01267	PACIFIC PIPELINE	06/14/2017	8,153.55
75396	05033	PACKARD GOVERNMENT AFFAIRS	06/14/2017	5,000.00
75397	06688	ANDO PILVE	06/14/2017	975.00
75398	05792	POLLARD WATER CO INC	06/14/2017	269.76
75399	91077	RED WING SHOE STORE	06/14/2017	457.96
75400	06608	ROTARY CLUB OF FALLBROOK	06/14/2017	203.00
75401	91161	SAN DIEGO GALVANIZING, INC.	06/14/2017	387.38
75402	00236	SCRAPPYS	06/14/2017	165.00
75403	90929	SOUTHWEST ANSWERING SERVICE, I	06/14/2017	819.19
75404	91107	SPECTRUM BUSINESS	06/14/2017	203.20
75405	00159	SUPERIOR READY MIX	06/14/2017	1,253.72
75406	05904	RICHARD TANNER	06/14/2017	862.12
75407	06228	TECHNOLOGY UNLIMITED INC.	06/14/2017	1,291.81
75408	05883	TESTAMERICA LABORATORIES, INC.	06/14/2017	493.53
75409	02972	THERMO ENVIRONMENTAL INSTRUM	06/14/2017	923.63
75410	91091	ORNEEN TOMA	06/14/2017	22.46
75411	06005	UNIFIRST CORP.	06/14/2017	125.96
75413	00458	VERIZON WIRELESS	06/14/2017	1,477.28
75414	02570	CHERYL WILLIAMS	06/14/2017	363.12
Total for 6/14/2017:				306,989.28
ACH	00152	FPUD EMPL ASSOCIATION	06/21/2017	909.78
ACH	06758	US TREASURY - PAYROLL TAXES	06/21/2017	58,886.43
ACH	06759	STATE OF CA - PR TAXES	06/21/2017	8,048.77
ACH	06760	STATE OF CA - SDI	06/21/2017	1,872.23
ACH	06761	LINCOLN FINANCIAL GROUP	06/21/2017	6,187.84
ACH	06763	PERS - PAYROLL	06/21/2017	71,927.86
75423	UB*00070	FALLBROOK PUBLIC UTILITY DISTRI	06/21/2017	1,331.00
75424	UB*00071	FALLBROOK PUBLIC UTILITY DISTRI	06/21/2017	1,214.00
75425	91163	AM Diesel INC.	06/21/2017	5,941.67
75426	01460	AFLAC	06/21/2017	1,627.11
75427	03223	AIR POLLUTION CONTROL DISTRICT	06/21/2017	3,497.00
75428	04995	AMERICAN MESSAGING	06/21/2017	104.35
75429	05088	AT&T	06/21/2017	857.52
75430	91160	AVI SYSTEMS, INC.	06/21/2017	1,147.98
75431	06020	BABCOCK & SONS, INC.	06/21/2017	470.00
75432	05958	BAMM! PROMOTIONAL PRODUCTS, II	06/21/2017	2,920.01
75433	06235	JACK BEBEE	06/21/2017	2,459.15
75434	06402	BRIAN BRADY	06/21/2017	90.87
75435	91069	BRENNTAG PACIFIC INC.	06/21/2017	1,820.61
75436	06012	CALIFORNIA DEPT OF CSS	06/21/2017	231.00
75437	04178	CALOLYMPIC SAFETY CO., INC.	06/21/2017	395.51
75438	03978	CAMERON WELDING SUPPLY	06/21/2017	205.16
75439	05876	JASON CAVENDER	06/21/2017	70.37
75440	06115	CDW GOVERNMENT INC.	06/21/2017	4,084.24
75441	05953	CORODATA RECORDS MANAGEMENT	06/21/2017	573.42
75442	00425	C/O VALLECITOS WATER DISTRICT CC	06/21/2017	25.00

Check No	Vendor No	Vendor Name	Check Date	Check Amount
75443	05714	COUNTY OF SD DEPT PUBLIC WORKS	06/21/2017	458.00
75444	00370	CROP PRODUCTION SERVICES, INC.	06/21/2017	125.86
75445	09705	CSDA SAN DIEGO CHAPTER	06/21/2017	150.00
75446	02925	DATA NET SOLUTIONS	06/21/2017	7,907.50
75447	06551	DEPT OF FORESTRY & FIRE PROTECT	06/21/2017	228.62
75448	01262	KYLE D. DRAKE	06/21/2017	119.81
75449	03087	MARCELLA M. EILERS	06/21/2017	937.93
75450	03391	ELECTRICAL SALES INC	06/21/2017	58.30
75451	06303	EXECUTIVE LANDSCAPE INC.	06/21/2017	417.50
75452	91011	FALLBROOK BEAUTIFACTION ALLIA	06/21/2017	70.00
75453	09523	FALLBROOK EQUIP RENTALS	06/21/2017	2,109.10
75454	00170	FALLBROOK WASTE & RECYCLING	06/21/2017	487.10
75455	05560	FRANCHISE TAX BOARD	06/21/2017	250.00
75456	06286	GARDA CL WEST, INC.	06/21/2017	228.46
75457	09517	GENCO	06/21/2017	151.93
75458	00182	GLENNIE'S OFFICE PRODUCTS, INC	06/21/2017	3,112.35
75459	06577	INFOSEND INC	06/21/2017	2,336.60
75460	06267	J2 GLOBAL IRELAND LIMITED	06/21/2017	59.91
75461	06380	JANI-KING OF CALIFORNIA, INC - SA	06/21/2017	2,117.39
75462	06261	LAWTON GROUP	06/21/2017	278.10
75463	91130	LINCOLN NATIONAL LIFE INSURANC	06/21/2017	2,609.39
75464	06633	MAINTENANCE CONNECTION INC	06/21/2017	756.20
75465	91029	MALLORY SAFETY AND SUPPLY CO	06/21/2017	71.57
75466	06338	MYTHOS TECHNOLOGY INC	06/21/2017	2,750.89
75467	03201	NATIONAL SAFETY COMPLIANCE INC	06/21/2017	60.00
75468	06298	ONESOURCE DISTRIBUTORS, LLC	06/21/2017	740.26
75469	04900	PARADISE CHEVROLET CADILLAC	06/21/2017	227.81
75470	90939	PCM SALES, INC.	06/21/2017	542.38
75471	00215	PETTY CASH	06/21/2017	51.24
75472	06688	ANDO PILVE	06/21/2017	6,375.00
75473	00216	PINE TREE LUMBER	06/21/2017	11.12
75474	03137	GARY PITTS	06/21/2017	530.55
75475	06199	PLUMBERS DEPOT INC	06/21/2017	83.56
75476	02662	QUALITY CHEVROLET	06/21/2017	239.75
75477	04662	QUALITY FENCE COMPANY, INC.	06/21/2017	600.00
75478	04075	RAYNE WATER SYSTEMS	06/21/2017	125.00
75479	91077	RED WING SHOE STORE	06/21/2017	300.40
75480	06485	FABRIENNE ROBINSON	06/21/2017	10.00
75481	05796	SAN DIEGO COUNTY SHERIFF	06/21/2017	552.07
75482	00159	SUPERIOR READY MIX	06/21/2017	2,546.97
75483	06735	TCN, INC.	06/21/2017	56.89
75484	06579	TOWNSEND PUBLIC AFFAIRS, INC	06/21/2017	20,000.00
75485	00250	TRY ENTERPRISES	06/21/2017	2,170.00
75486	00724	UNDERGROUND SERVICE ALERT	06/21/2017	301.50
75487	06005	UNIFIRST CORP.	06/21/2017	894.49
75488	90961	VSS SALES'S INC	06/21/2017	7,696.66
75489	90981	WATERSMART SOFTWARE INC	06/21/2017	19,820.00
75490	06231	WESTERN WATER WORKS SUPPLY CC	06/21/2017	3,707.42
75491	02570	CHERYL WILLIAMS	06/21/2017	350.00
Total for 6/21/2017:				272,684.46
75492	00101	ACWA JPIA	06/29/2017	85,477.19
75493	91163	AM Diesel INC.	06/29/2017	956.51
75494	05778	AQUATIC BIOASSAY AND CONSULTIN	06/29/2017	945.00
75495	06020	BABCOCK & SONS, INC.	06/29/2017	670.00
75496	06235	JACK BEBEE	06/29/2017	76.49

Check No	Vendor No	Vendor Name	Check Date	Check Amount
75497	02743	BEST BEST & KRIEGER	06/29/2017	9,901.09
75498	00898	BP BATTERY	06/29/2017	333.51
75500	05806	CALIFORNIA MUNICIPAL TREASURER	06/29/2017	155.00
75501	91179	CASA ESTRELLA	06/29/2017	3,000.00
75502	06169	CS-ASSOCIATED MUNICIPAL SALES C	06/29/2017	2,070.63
75503	91006	DAVID JENKINS AND ASSOCIATES	06/29/2017	300.00
75504	05180	NOELLE DENKE	06/29/2017	30.00
75505	04425	DOMINICK'S SANDWICHES	06/29/2017	46.58
75506	03087	MARCELLA M. EILERS	06/29/2017	320.01
75507	91178	FREDERICK FAETH	06/29/2017	739.00
75508	00169	FALLBROOK OIL COMPANY	06/29/2017	900.41
75509	01155	FALLBROOK REFUSE	06/29/2017	182.60
75510	04494	FEDERAL EXPRESS CORPORATION	06/29/2017	389.95
75511	91177	TYRA FOX	06/29/2017	88.34
75512	09517	GENCO	06/29/2017	188.56
75513	02974	GOLDEN BELL PRODUCTS, INC.	06/29/2017	2,915.72
75514	02170	GRAINGER, INC.	06/29/2017	2,024.53
75515	02773	HDS WHITE CAP CONST SUPPLY	06/29/2017	134.82
75516	06429	HEALTHPOINTE MEDICAL GROUP, INC	06/29/2017	75.00
75517	05255	INLAND WATER WORKS SUPPLY CO.	06/29/2017	110,331.69
75518	05871	ITRON INC	06/29/2017	9,104.23
75519	00190	JCI JONES CHEMICALS INC.	06/29/2017	11,650.99
75520	06479	KNOCKOUT PEST CONTROL & TERMI	06/29/2017	635.00
75521	01703	TODD LANGE	06/29/2017	76.53
75522	06261	LAWTON GROUP	06/29/2017	278.10
75523	03322	LIGHTHOUSE AUTOMOTIVE	06/29/2017	1,234.79
75524	UB*00072	MISSION CAPITAL LLC	06/29/2017	421.73
75525	90900	MISCO SOUTHWEST	06/29/2017	2,619.63
75526	06614	MITEL LEASING	06/29/2017	815.18
75527	00718	NATIONWIDE RETIREMENT SOLUTIO	06/29/2017	2,018.07
75528	91176	JIRI NEMECEK	06/29/2017	940.00
75529	06298	ONESOURCE DISTRIBUTORS, LLC	06/29/2017	307.49
75530	91007	PFM ASSET MANGEMENT LLC	06/29/2017	1,223.05
75531	91104	RAFTELIS FINANCIAL CONSULTANTS	06/29/2017	6,571.53
75532	02854	STEVE RUCKER	06/29/2017	351.59
75533	00232	SAN DIEGO GAS & ELECTRIC	06/29/2017	8,289.07
75534	00235	SAN DIEGO UNION-TRIBUNE	06/29/2017	256.30
75535	90925	SHERWIN-WILLIAMS	06/29/2017	181.05
75536	UB*00074	MICHAEL SMILEY	06/29/2017	12.37
75537	06401	SONSRAY MACHINERY LLC	06/29/2017	439.53
75538	02972	THERMO ENVIRONMENTAL INSTRUM	06/29/2017	7,398.77
75539	91091	ORNEEN TOMA	06/29/2017	31.10
75540	UB*00073	THE RAUH FAMILY TRUST	06/29/2017	13.81
75541	05065	TYCO INTEGRATED SECURITY LLC	06/29/2017	398.43
75542	06005	UNIFIRST CORP.	06/29/2017	878.16
75543	02570	CHERYL WILLIAMS	06/29/2017	446.25
75544	91181	KATHY SHARP	06/29/2017	592.50

Total for 6/29/2017: 279,437.88

Report Total (256 checks): 1,258,737.62

Payroll -6/17

Computer Check Register

Payroll #1	135,268.09
Payroll #2	<u>135,112.33</u>
	<u>270,380.42</u>



Brian J. Brady

General Manager

Status of Key Capital Projects

Donnil PS Emergency Generator

Awarded Construction Cost	\$139,900
Change Orders	\$ -
Total Cost	\$ 139,900.00
Total Completed	\$ 42,750.00
Percent Complete	31%
End Date	8/24/2017
Days Added	
Funding Source	Water Capital

SMRCUP Design

Awarded Design Cost*	\$ 3,205,140.00
Contract Ammendments	\$ 2,619.00
Total Cost	\$ 3,207,759.00
Total Completed	\$2,431,431
Percent Complete**	76%
End Date	4/1/2017
Days Added	0
* Only Preliminary Design and Design Task was Authorized for \$2,433,846	
**Authorized Tasks Completed (Design Complete)	
Funding Source	Prop 50 Grant: \$2.4 Million Balance Water Capital

Beaver Creek Pipeline Replacement

Awarded Construction Cost (Pending Approval)	\$ 1,446,000.00
Change Orders*	\$ 20,767.17
Total Cost	\$ 1,446,000.00
Total Completed	\$ 1,364,924.00
Percent Complete	94%
End Date	12/25/2016
Days Added	6
Funding Source	Water Capital
*Final Change Order Pending	

N. Brandon and E. Alvarado Sewer Replacement

Awarded Construction Cost	\$ 1,379,000.00
Change Orders	
Total Cost	\$ 1,379,000.00
Total Completed	\$ 10,000.00
Percent Complete	1%
End Date	2/3/2018
Days Added	
Funding Source	Wastewater Capital

Vista Del Rio 30-14 Inch Connection

Awarded Construction Cost	\$148,000
Change Orders	\$ -
Total Cost	\$ 148,000.00
Total Completed	\$ 75,000.00
Percent Complete	51%
End Date	8/4/2017
Days Added	
Funding Source	Water Capital

8 MG Tank Recoating

Awarded Construction Cost	Bid Opening August 8th. To be brought to Board in August
Change Orders	
Total Cost	
Total Completed	
Percent Complete	
End Date	
Days Added	
Funding Source	

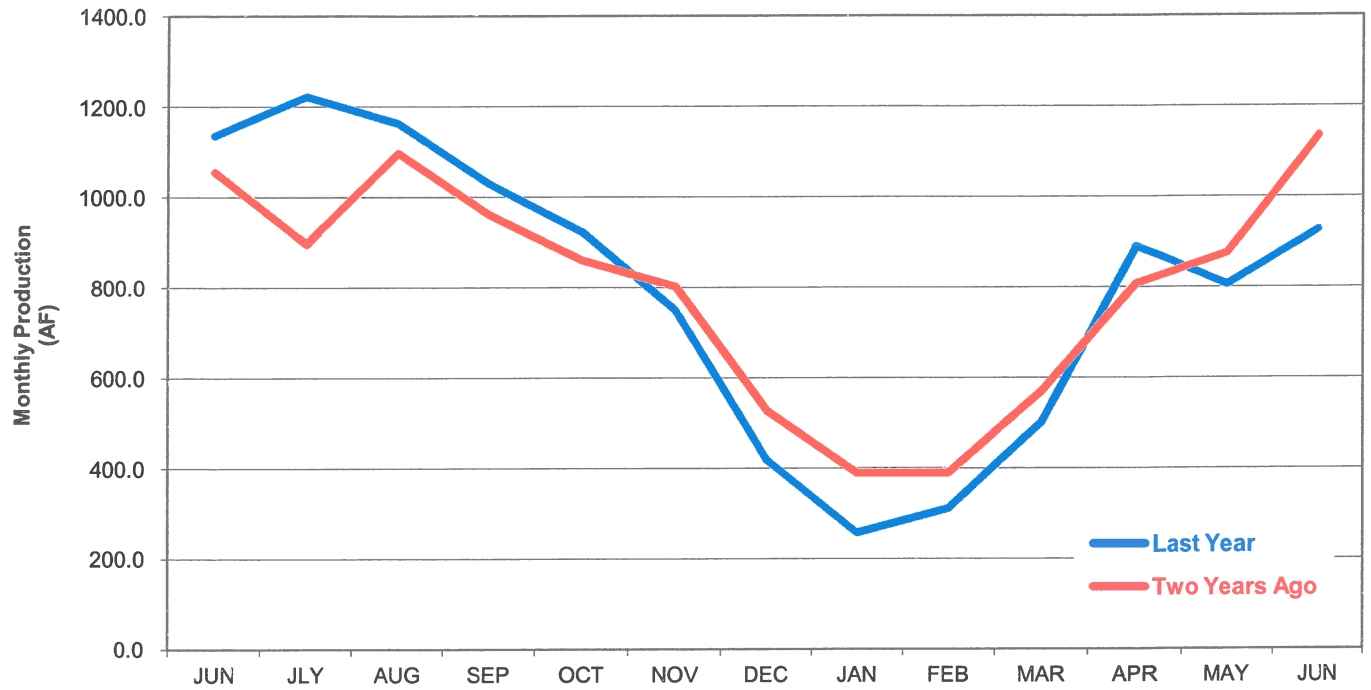
Pheasant Run Pipeline Replacement

Awarded Construction Cost	Project In Design
Change Orders*	
Total Cost	
Total Completed	
Percent Complete	
End Date	
Days Added	
Funding Source	

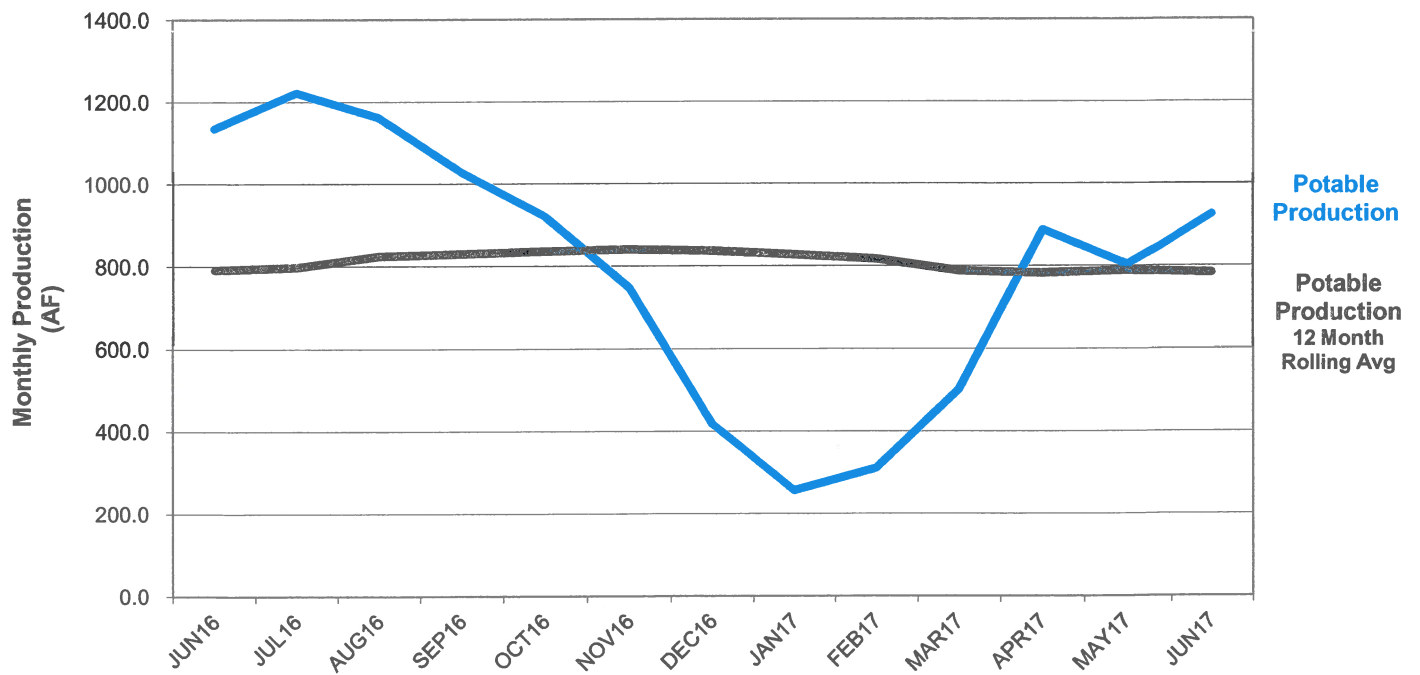
24" FB3 Pipeline Replacement Under I-15

Awarded Construction Cost	Project In Design
Change Orders*	
Total Cost	
Total Completed	
Percent Complete	
End Date	
Days Added	
Funding Source	

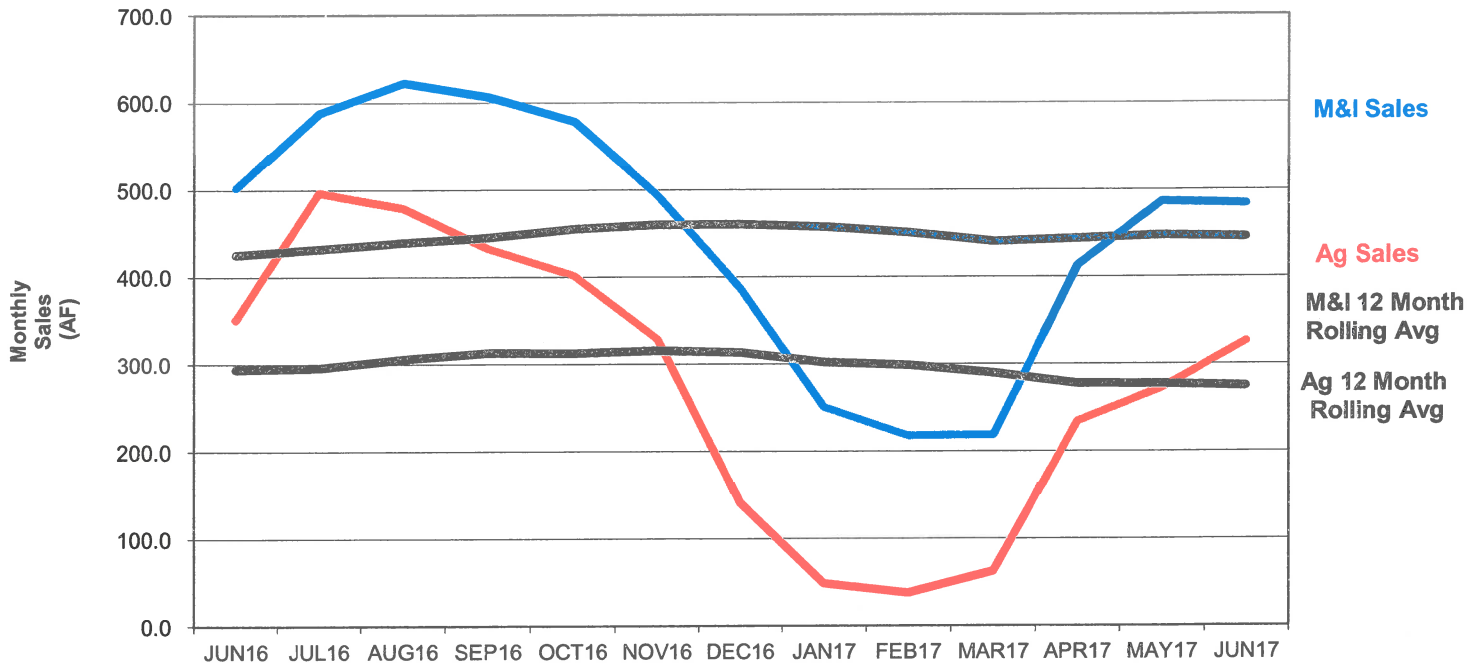
Fallbrook Public Utility District Annual Production



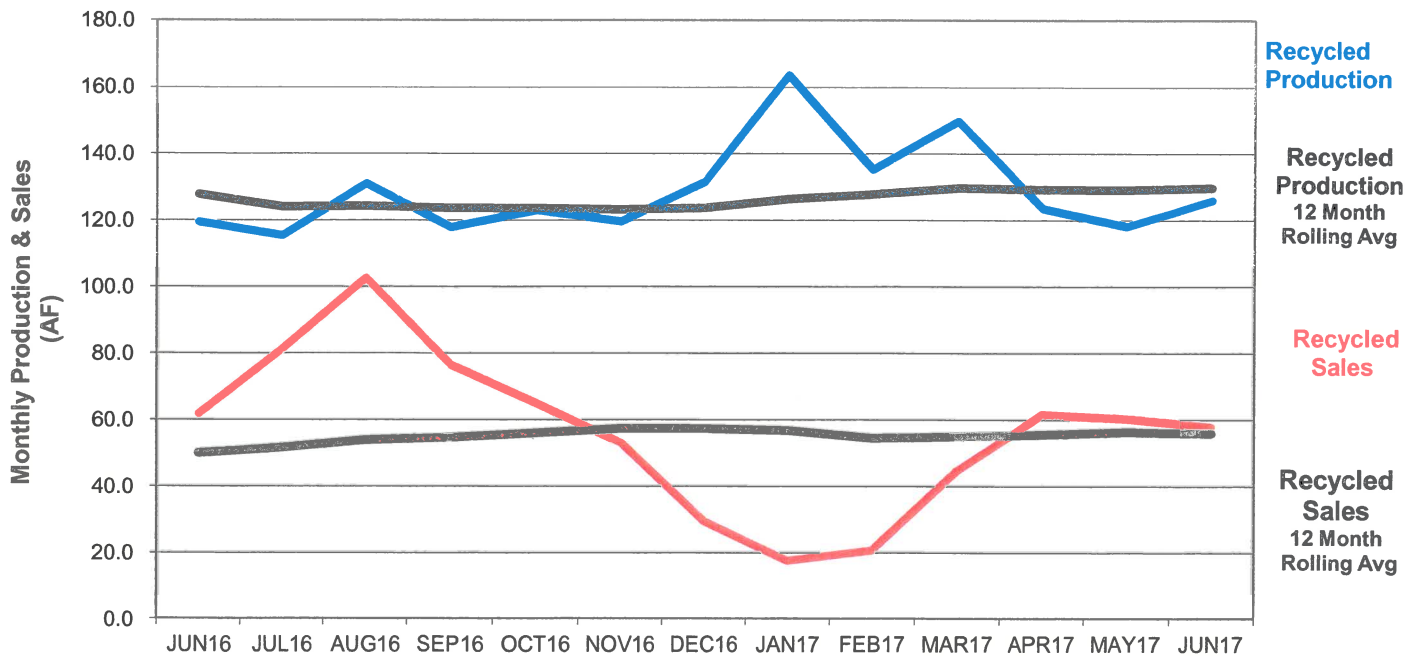
Fallbrook Public Utility District Total Potable Production



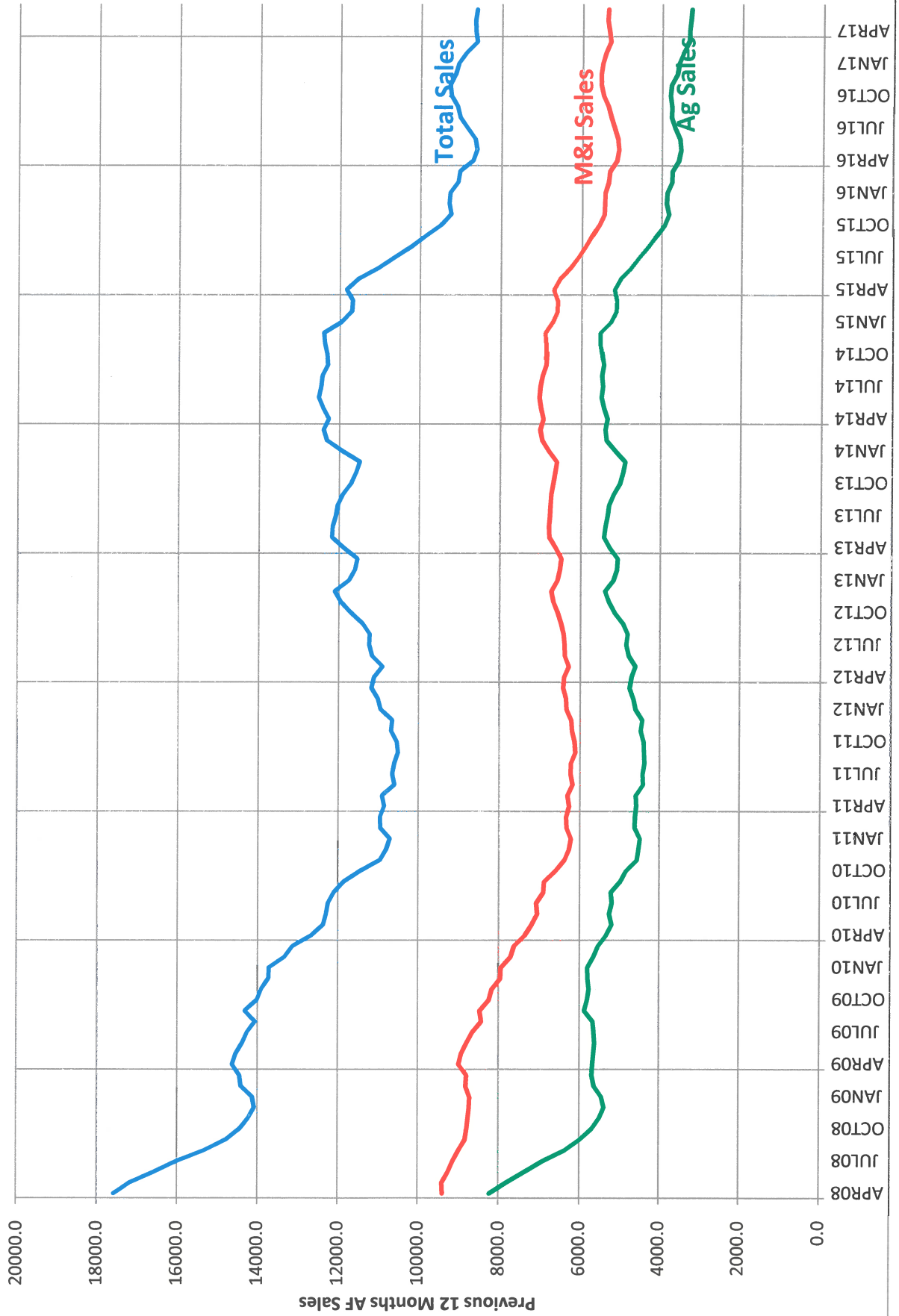
Fallbrook Public Utility District Ag and M&I Sales



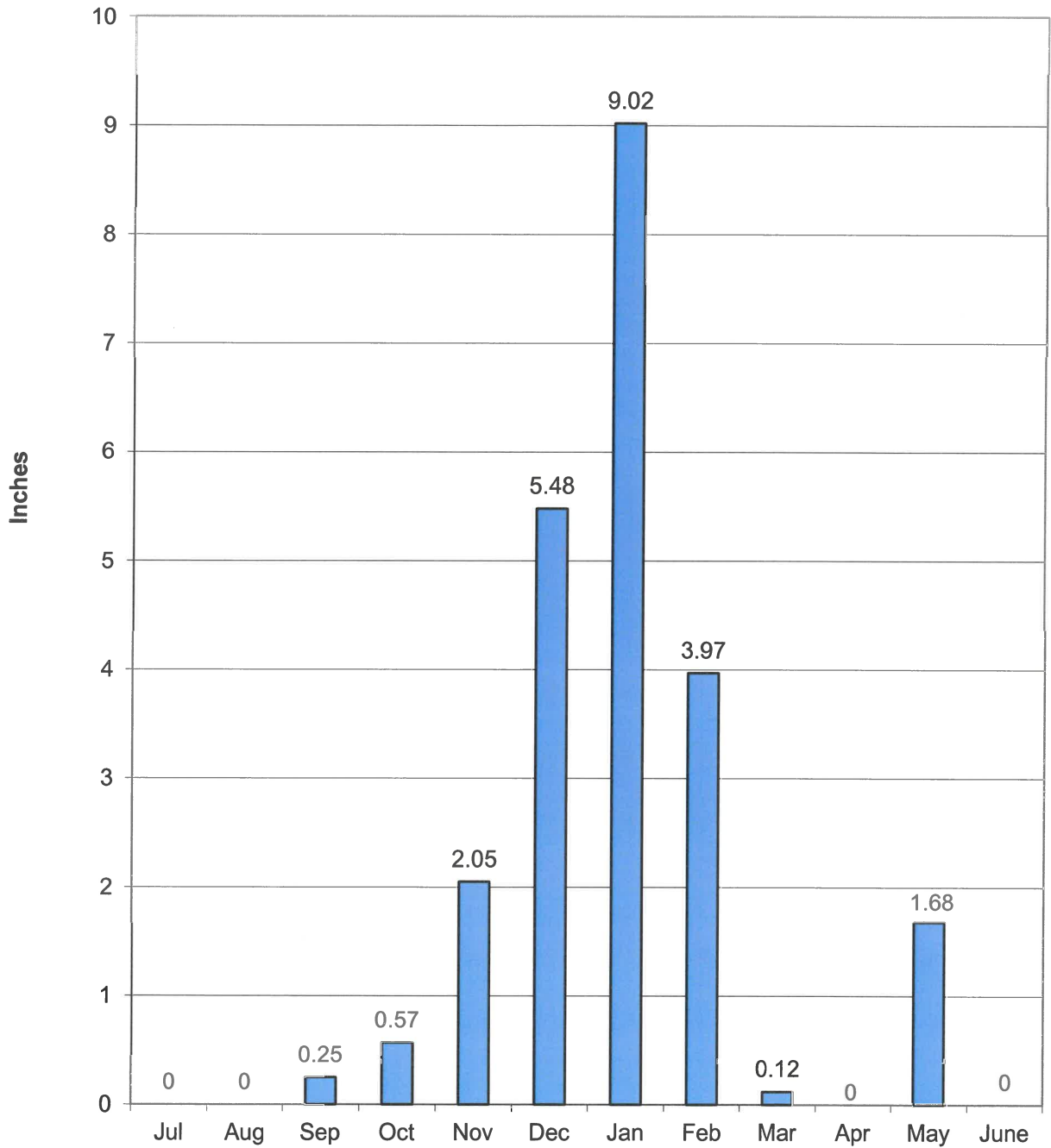
Fallbrook Public Utility District Recycled Water Production & Sales



FPUD 12 Month Running Water Sales



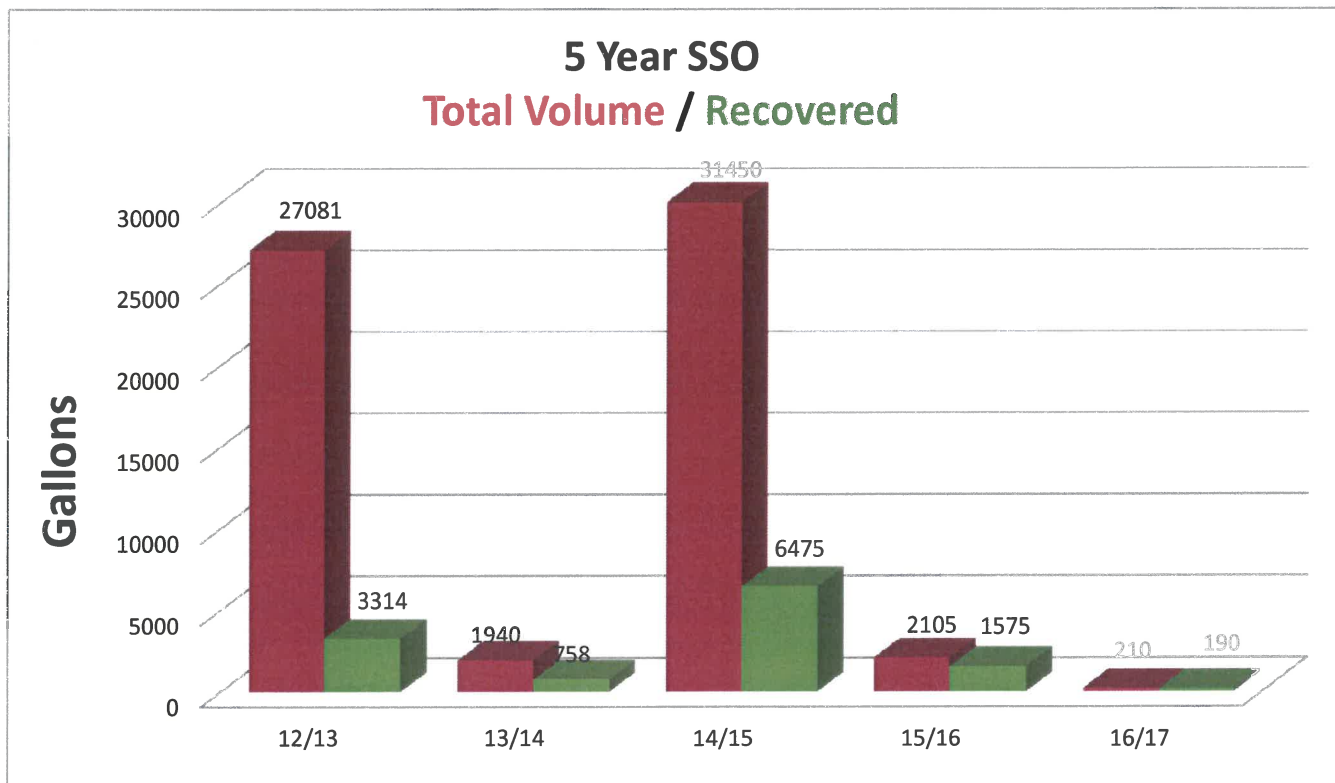
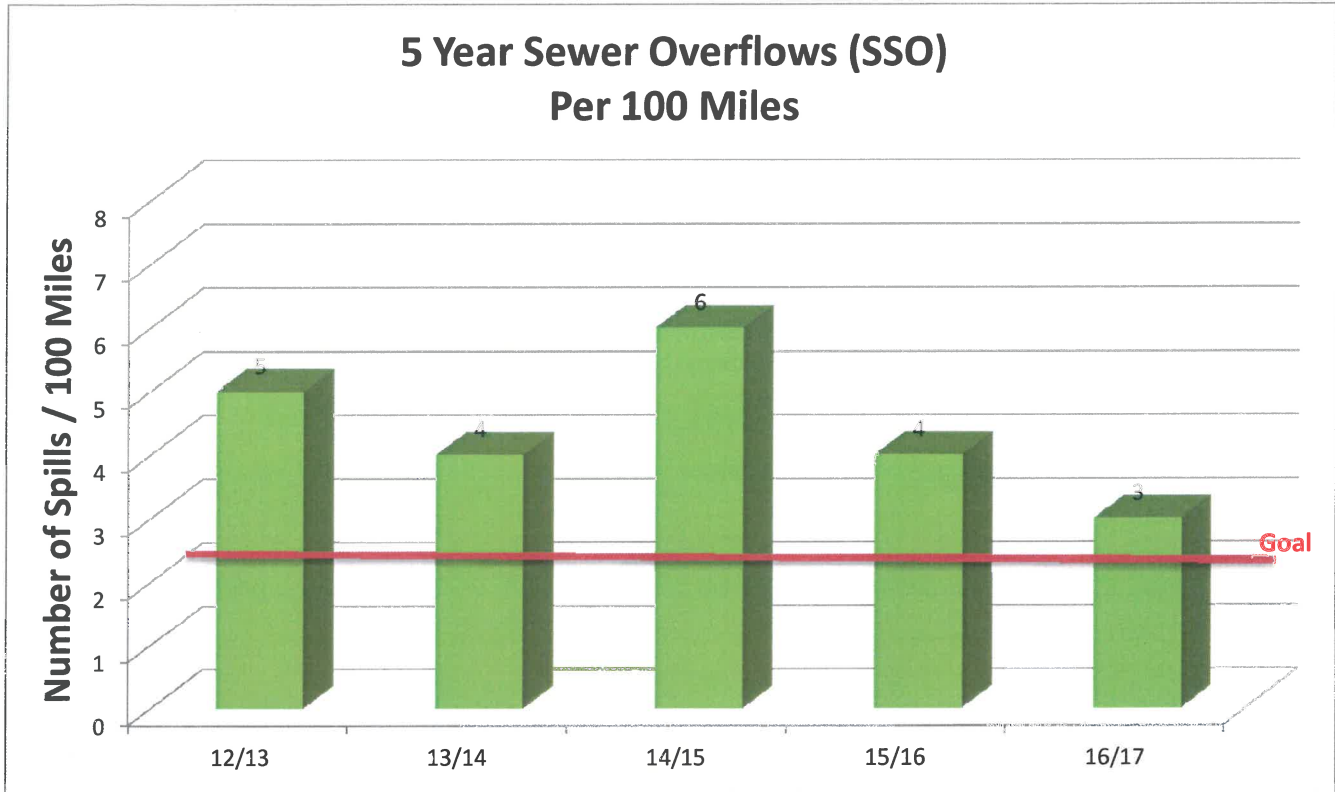
Fallbrook Rainfall In The Last 12 Months



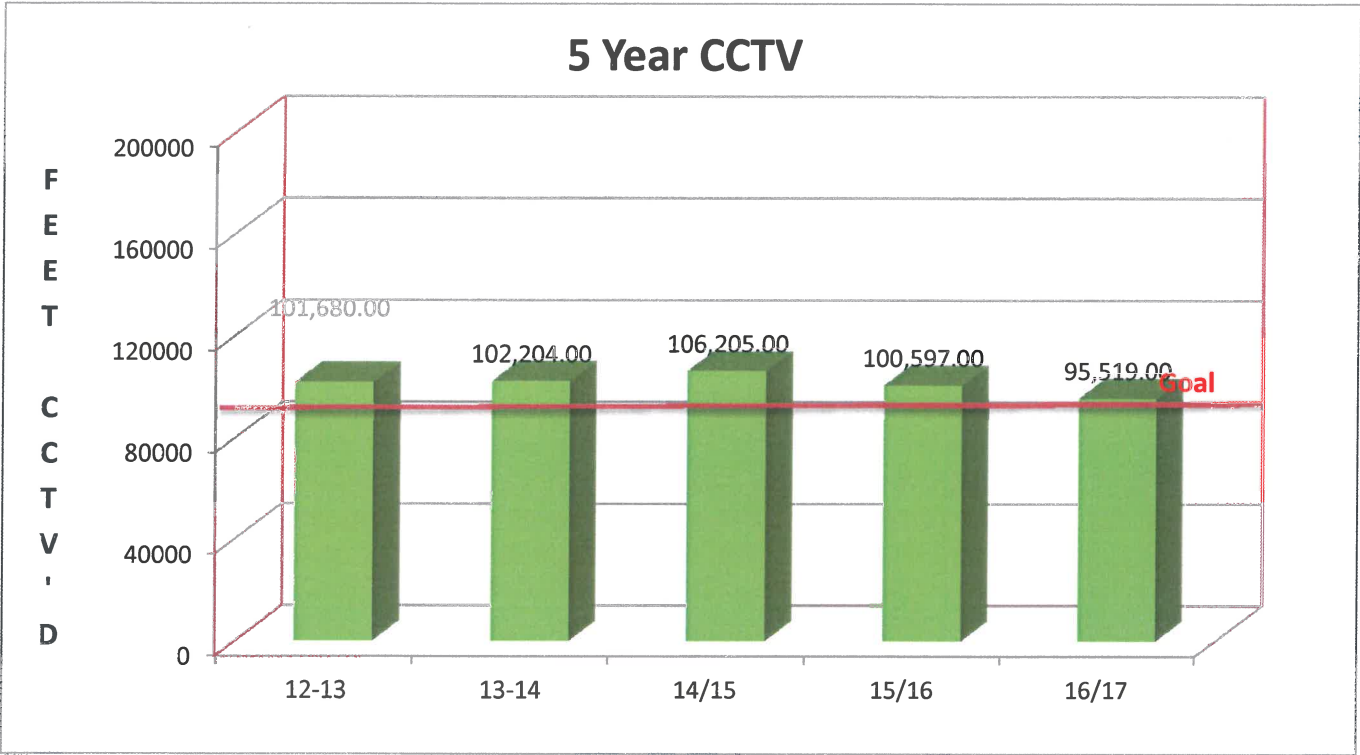
System Operations Report - June 2017

Item	May-17	Year to Date
Valve Exercising Goal	189	1134
Valves Exercised	85	781
Percentage Complete	45.0%	68.9%
Valves Replaced	4	82
Broken Valves Identified in System	4	298
Main Line leaks	1	18
Service Line Leaks	0	10
Approx. Gallons Lost Flushing	65,000	305,825
Approx. Gallons Lost to Leaks	120,000	914,050
Sewer Leaks	0	0

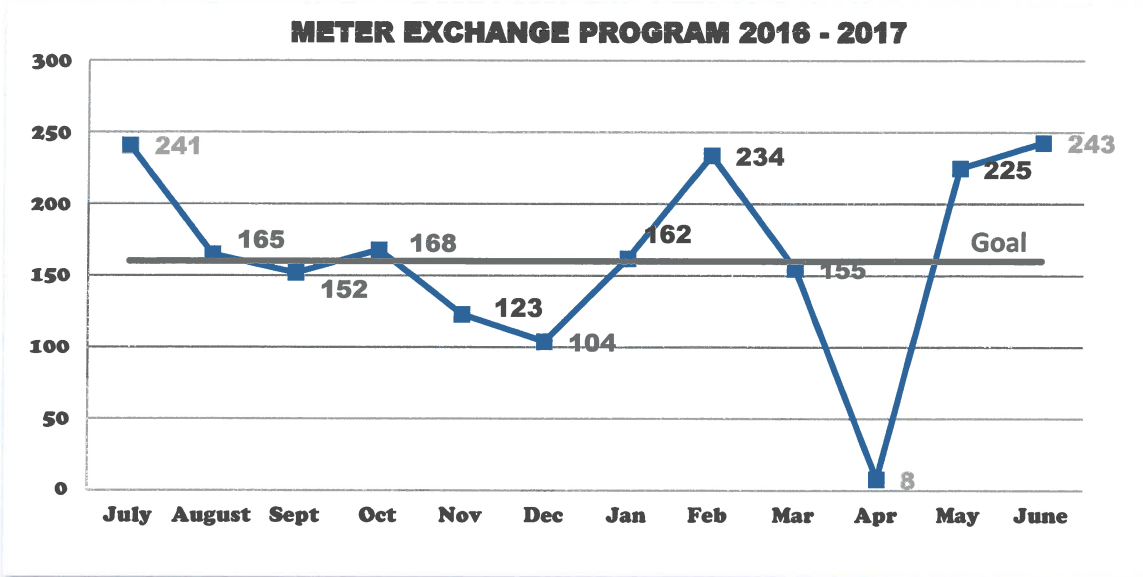
COLLECTION MONTH REPORT



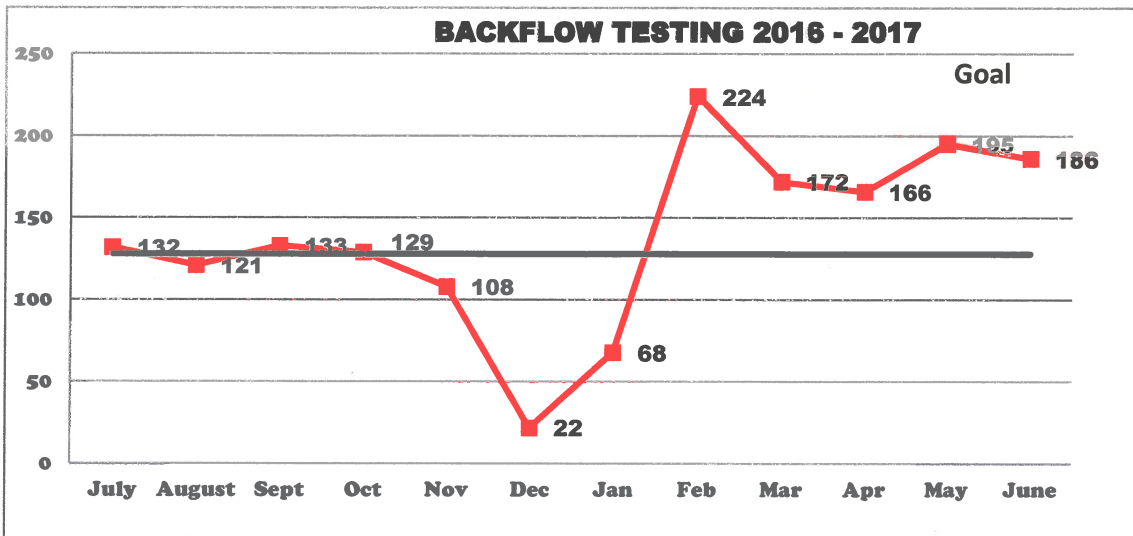
COLLECTION MONTHLY REPORT



**DEPT 5
MONTHLY REPORTS**




TOTAL # METERS TO EXCHANGE: 1920
TOTAL # METERS EXCHANGED: 1980
METERS LEFT TO EXCHANGE: 0
PERCENTAGE REMAINING 0.00%



TOTAL TESTED GOAL: 1505
TOTAL TESTED TO DATE: 1656
TOTAL NUMBER OF DEVICES ON STAND BY: 126
DEVICES REMAINING TO TEST: 0
PERCENTAGE REMAINING 0%

FALLBROOK PUBLIC UTILITY DISTRICT
BOARD OF DIRECTORS



DIRECTOR'S REPORT OF CONFERENCE / MEETING ATTENDANCE

Director Name: Jennifer DeMeo

Name & Location of Function: Council of Water Utilities, Poway, CA

Date(s) of Attendance: Tues., June 20, 2017

Purpose of Function: Education

Sponsoring Organization: Council of Water Utilities

Summary of Conference or Meeting:

Randy Record, Chairman of the Metropolitan Water District of Southern California, provided a
Presentation with an overview of the history of MWD and future projects planned for the
region.

Director Signature: _____

A handwritten signature in blue ink, appearing to read "Jennifer DeMeo".

Date: _____

JUN 26 2017

The Administrative Code requires reports of conferences or meetings for which a director requests per diem or expense reimbursement. Reports must be submitted to the secretary no later than one (1) week prior to the board meeting.

Reports must be submitted before the District will pay per diem or reimbursement for the conference or meeting. Reports are not required for board or committee meetings or meetings with board or committee officers, the general manager, or the general counsel.

LOG OF BOARD REQUESTS
July 24, 2017 Regular Board Meeting

Item No.	Date Requested	Requestor and Request	Action by Staff/Schedule	Date Completed
6	GM Target Activities	<u>Board:</u> SMR CUP Maintain current schedule for finalizing MOU and EIS with USMC and necessary work with California SWRCB.	<u>Status:</u> On-going. (a) EIR to Board for certification by September 2016. Complete. (b) Final Settlement Agreement to Board by May 2017. (delayed to September 2017) (c) Prepare reports to Board. Next report September 2017.	
10	GM Target Activities	<u>Board:</u> General Manager to actively participate in SDCWA board policy discussion.	<u>Status:</u> On-going.	
12	GM Target Activities	<u>Board:</u> Urban Water Standards (SWRCB); Urban Advisory Group (UAG) process. Targeted community outreach to be developed working with Conservation Committee.	<u>Status:</u> On-going. Status of SWRCB guidelines to Board by November 2016 (complete). Comment period extended by SWRCB until March 2017. (complete) Last Board update in March 2017. This activity to be combined with outcome of (Urban Water Standards), now targeted for July 2017.	
13	GM Target Activities	<u>Board:</u> Metropolitan (new fixed charge on treated water)	<u>Status:</u> Complete/monitor on-going. Board briefed on 1/23/17. On-going analysis and development of rate alternatives w/SDCWA general managers group. Next report progress to Board in September 2017.	
14	GM Target Activities	<u>Board:</u> SDG&E General Rate Case re: Solar Contracts	<u>Status:</u> Water district consortium coordinating with BB&K special counsel. CPUC hearings originally scheduled for 10/17-10/21/2016. Opening briefs now set for 1/20/17 and reply briefs for 2/10/17. Proposed decision scheduled for February 27, 2017 unlikely. Updated Board in May 2017.	
22	GM Target Activities	<u>Board:</u> Explore functional consolidation opportunities with neighboring water districts (Valley Center, Yuima, Rainbow) in areas of information services, engineering, technical assistance, equipment sharing.	<u>Status:</u> General Managers are meeting in January 2017 to establish scope. At request of VCMWD and RMWD general managers, meeting postponed past March 2017. This activity postponed until after July 1, 2017.	
24	GM Target Activities	<u>Board:</u> Update FPUD board room audio-visual equipment in conjunction with North County Fire.	<u>Status:</u> Upgrade to projection equipment complete. Audio equipment vendor proposal to be funded through MOU with NC Fire. Awaiting North County Fire requirements.	
26	GM Target Activities	<u>Board:</u> Complete general office space planning. Report to Board by October	<u>Status:</u> Plans and budget transmitted to Board in January 2017. On-going construction, as crews available.	

LOG OF BOARD REQUESTS
July 24, 2017 Regular Board Meeting

Item No.	Date Requested	Requestor and Request	Action by Staff/Schedule	Date Completed
		2016.		
32	GM Target Activities	<u>Board</u> : Establish a 5-year strategic plan with 6 month updates. Complete by first quarter 2017.	<u>Status</u> : Need Board input.	
36	February 2017	<u>FP&I Committee</u> : Revise purchasing guidelines (Articles 14).	Being reviewed by BB&K. Scheduled for June board meeting.	6/26/17
37	2/21/17	<u>Director Wolk</u> : Sit down with staff to walk-through the steps to the monthly accounting closing process.	<u>Brian J. Brady/Jack Bebee</u> : To schedule time with Director Wolk.	
41	4/24/17	<u>Director Gebhart</u> : In lieu of paper board packets, request to be provided laptop computers.	<u>Brian J. Brady</u> : Finalizing equipment selection.	
42	6/26/17	<u>Board</u> : Contact fire agencies to develop a Fire Management Plan outline.	<u>Jack Bebee</u> : Contact North County Fire Protection District and Cal Fire; report to Board in August.	
43	7/18/17	<u>FP&I Committee</u> : Water bill analysis. Explore /make service period and meter read period coincide.	<u>Brian J. Brady/Jack Bebee</u> : Bring back to FP&I Committee in August.	
44	7/18/17	<u>FP&I Committee</u> : Improving year end closing and audit process.	<u>Brian J. Brady/Jack Bebee</u> : <u>August</u> 1. Capital projects process and potential improvements. 2. Provide update on unbilled receivables with input from auditor and other Districts, if needed. 3. Provide update on timing of invoices based on feedback from auditor. 4. Determine timing of GASB 68 report from PERS and from auditor. <u>September</u> 1. Meeting with Auditor and FP&I Committee 2. Provide updates from September tasks above. 3. Have audit draft for review <u>October</u> 1. Provide final update on improvements to expedite closing CIP at year end.	

LOG OF BOARD REQUESTS
July 24, 2017 Regular Board Meeting

Item No.	Date Requested	Requestor and Request	Action by Staff/Schedule	Date Completed
			2. Provide final update on improvements to expedite reconciliation of sick/vacation and comp time balances. 3. Have audit ready for Board approval.	

Note: Number sequencing is not in order as those tasks completed are removed from this list. New tasks are assigned a new number.