

NOTES:

1. REMOVE & DEMO EXISTING COVER PANELS.
2. INSTALL REPLACEMENT COVER PANELS PER SPECIFICATIONS.
3. CONTRACTOR TO VERIFY DIMENSIONS PRIOR TO SUBMITTING SHOP DRAWINGS. COVER AREA IS APPROXIMATELY 1,072 SQUARE FEET.
4. PROVIDE (2) ACCESS HATCHES & (2) AIR VENTS PER SPECIFICATIONS.

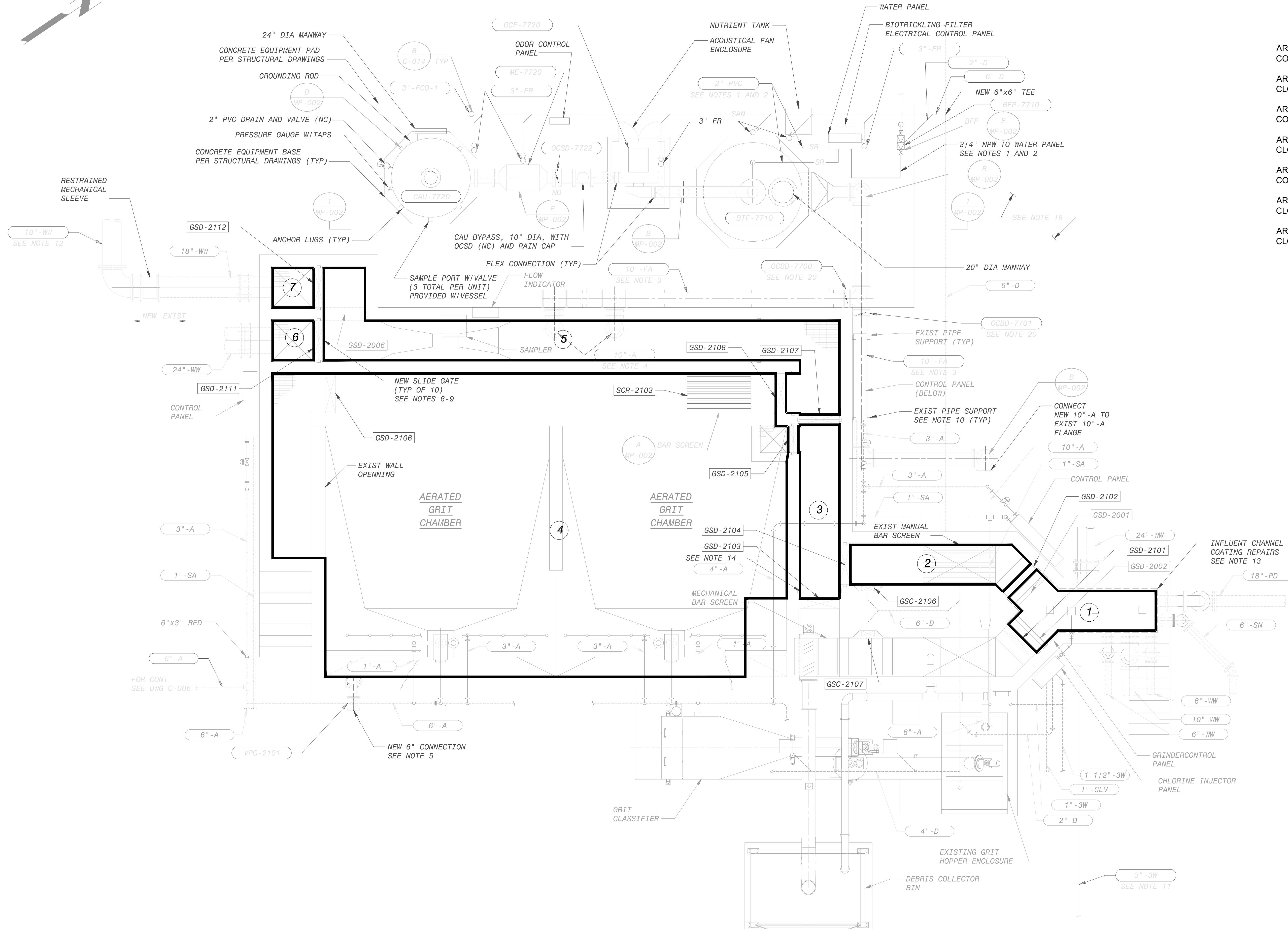
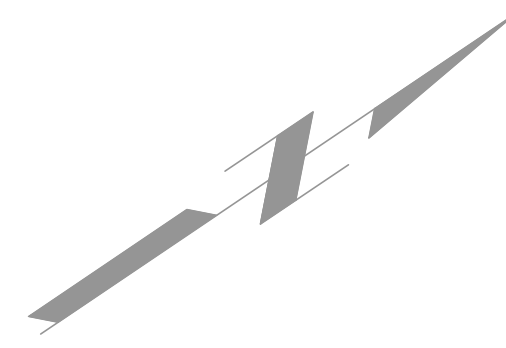


NO.	BY	DATE	REMARKS


HEADWORKS COVER REPLACEMENT
FALLBROOK PUBLIC UTILITY DISTRICT
 990 E. MISSION ROAD, FALLBROOK, CA

EXHIBIT 1
EXISTING HEADWORKS

DWG No. C-1
 JOB No. 3115
 SHEET: 1 of 3



- AREA 1: APPROXIMATELY 24 SF. ISOLATION IS NOT POSSIBLE. COVER MUST BE INSTALLED WHILE HEADWORKS IS OPERATING.
- AREA 2: APPROXIMATELY 30 SF. AREA CAN BE ISOLATED BY CLOSING GSD-2102 AND GSD-2104.
- AREA 3: APPROXIMATELY 40 SF. ISOLATION IS NOT POSSIBLE. COVER MUST BE INSTALLED WHILE HEADWORKS IS OPERATING.
- AREA 4: APPROXIMATELY 770 SF. AREA CAN BE BYPASSED BY CLOSING GSD-2105 AND GSD-2108.
- AREA 5: APPROXIMATELY 152 SF. ISOLATION IS NOT POSSIBLE. COVER MUST BE INSTALLED WHILE HEADWORKS IS OPERATING.
- AREA 6: APPROXIMATELY 12 SF. AREA CAN BE ISOLATED BY CLOSING GSD-2111.
- AREA 7: APPROXIMATELY 12 SF. AREA CAN BE ISOLATED BY CLOSING GSD-2112.



NO.	BY	DATE	REMARKS

HEADWORKS COVER REPLACEMENT
FALLBROOK PUBLIC UTILITY DISTRICT
 990 E. MISSION ROAD, FALLBROOK, CA

EXHIBIT 2
SHUTDOWN/ISOLATION PLAN

DWG No.	C-2
JOB No.	3115
SHEET:	2 of 3



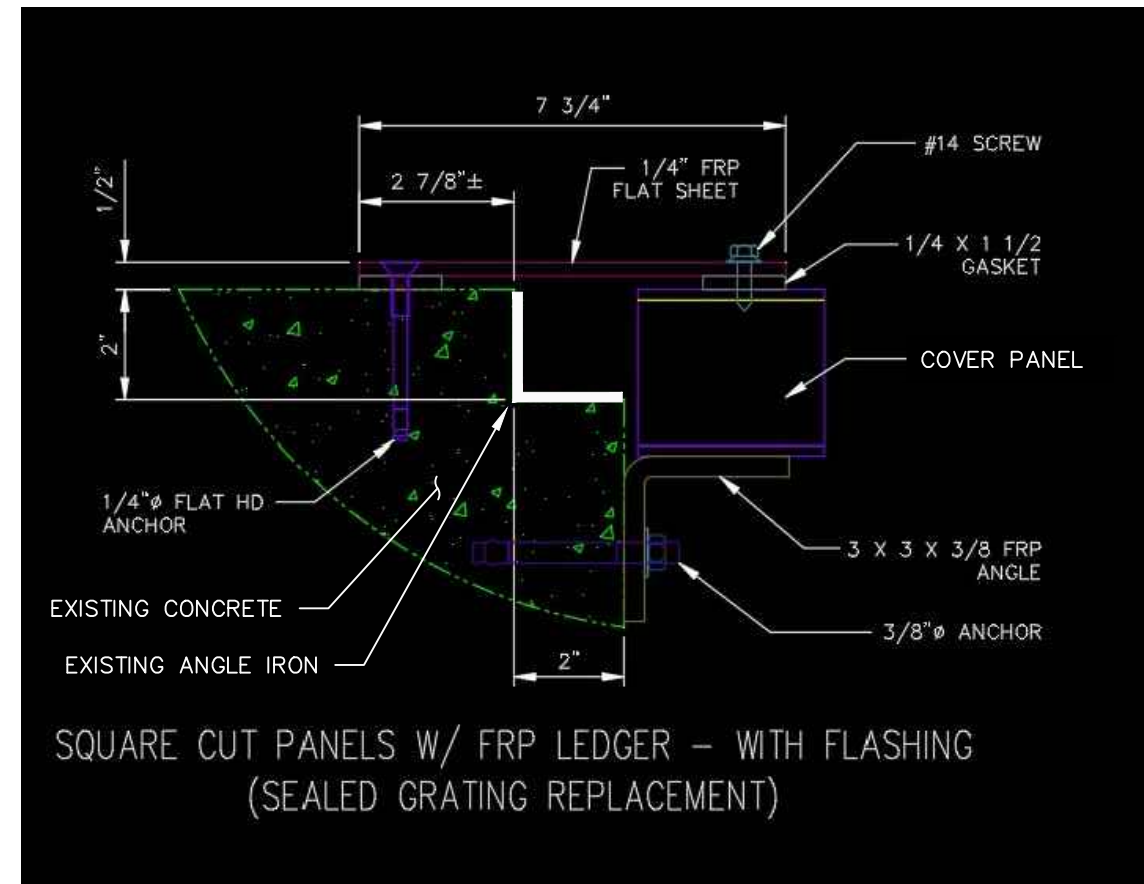
EXISTING HAND RAIL
PROTECT IN PLACE

DEMO EXISTING
COVER PANELS

EXISTING ANGLE IRON
PROTECT IN PLACE

EXISTING LINER
PROTECT IN PLACE

TYPICAL EXISTING CHANNEL
NOT TO SCALE



TYPICAL FASTENER DETAIL
NOT TO SCALE



NO.	BY	DATE	REMARKS

HEADWORKS COVER REPLACEMENT
FALLBROOK PUBLIC UTILITY DISTRICT
 990 E. MISSION ROAD, FALLBROOK, CA

EXHIBIT 3
DETAILS

DWG No. C-3
 JOB No. 3115
 SHEET: 3 of 3